

Your Targeting Report

Mailing Campaign Details

01-09-2022

TRIMART RESEARCH CORPORATION

Mailing ID B1W5Z99179900944397



Thank you for taking advantage of our targeting service - a one stop solution designed to help you get the most out of your Smartmail Marketing™ campaigns.

- Anonymous Precision Targeter users will have their reports saved and accessible for 30 days from the day the report has been generated.
- Signed-In Precision Targeter users will have their reports saved and accessible for 13 months from the day the report has been generated.

Inside, find comprehensive insight into your selected trade area, including:

Variables	<Value 1> : Building Occupancy: Rent
Address Attributes	Apartments
Number of Mail Pieces	601631
Urban / Rural	All
Estimated Delivery Cost	\$102277.27
Delivery Mode (Route Type)	Letter Carrier (LC), Rural Route (RR), Suburban Service (SS), General Delivery (GD), Lock Box (LB), Call For (CF), Motorized Route (MR), Direct (DR)
Valid for Mailings From	21-12-17 To 22-01-13
Householder Types	Consumer's Choice

Not only does the attached report provide an in-depth look at your chosen trade area, it also harnesses the power of data analytics to help maximize your return on investment (ROI) by providing you with:

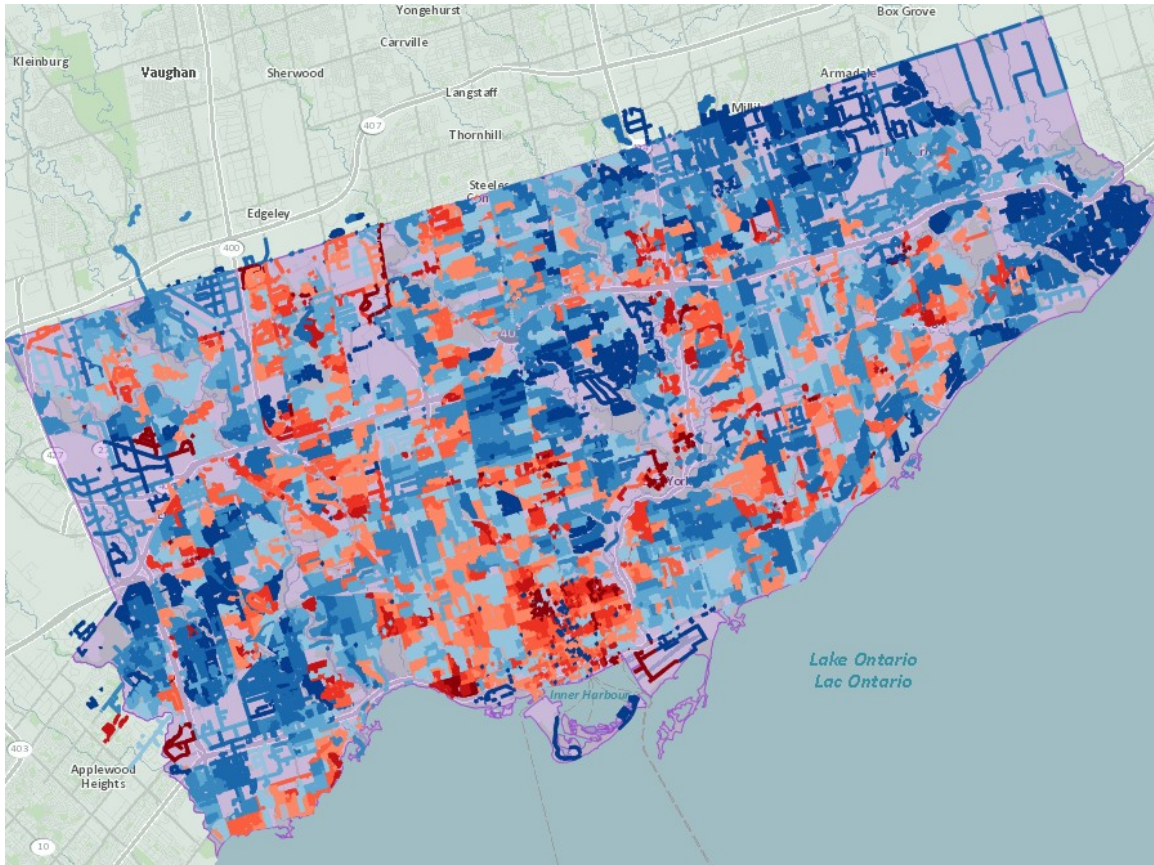
- A Route Ranking report that prioritizes your postal route selections based on your demographic criteria, enabling you to deliver your message to the people most likely to respond;
- A Postal Station Summary report that indicates the facilities responsible for your mailing;
- Maps, Impact Assessment, and many other campaign-enhancing resources.

Do you want to further improve your Smartmail Marketing™? Take advantage of our suite of data and targeting solutions:

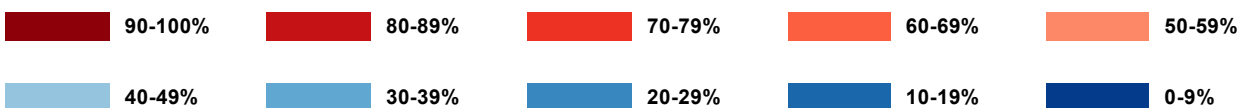
Canada Complete Lists	Data Management Services	Analytics
Canada Complete lists provide one of the largest reach in Canada, drawing from Canada Post's mail delivery database of over 13 million residential addresses and close to a million business addresses. With our additional targeting filters, supplement your list by pinpointing specific audiences that best match what your best prospects look like.	With the help of Canada Post's Data Management Services, you can improve your address accuracy, identify movers, and suppress duplicate records. This will ensure clean, current, and accurate mail files - in doing so, you will have less undeliverable mail and an improved ROI.	Our analytics experts will work with you to ensure your consumer data delivers optimal results. For example, we can help identify highest-potential customers and prospects through penetration analysis, location intelligence, segmentation, modeling and profiling.

Questions? Contact your Canada Post Sales Representative or our Commercial Service Network at 1-866-757-5480.

Reaching the right people with the right message is a key driver of campaign success. The map below shows your selected trade area and the routes that make up your coverage. The routes are colour coded according to the penetration of your selected demographic variable(s) to show how closely it matches your ideal prospect.



Legend - Demographic Variable Penetration



Your Targeting Report

Route Ranking Report



Below you will find your Route Ranking Report, which provides you with a tabular view of the routes within your trade area ranked according to the value of the selected demographic variable(s). By looking at the "Cumulative Penetration" and the "Cumulative Points of Call" columns, you can easily determine which routes you need to target in order to meet your desired quota.

TRIMART RESEARCH CORPORATION

FSA	Delivery Mode (Route)	Depot	All Points Of Call	Value 1 (%)	Avg Value	Cumulative Points of Call	Cumulative Penetration
M1J	LC0062	SCARBOROUGH LCD 11	186	100	100	186	100
M2K	LB0001	NORTH YORK RPO CUMMER	1	100	100	187	100
M3C	LB0001	NORTH YORK RPO FLEMINGDON	4	100	100	191	100
M4H	LC0208	TORONTO STN R	466	100	100	657	100
M4H	LC0209	TORONTO STN R	360	100	100	1017	100
M4H	LC0211	TORONTO STN R	458	100	100	1475	100
M4H	LC0212	TORONTO STN R	306	100	100	1781	100
M4Y	LB0001	TORONTO RPO WOOD STREET	3	100	100	1784	100
M4X	LC0009	TORONTO LCD ADELAIDE	154	100	100	1938	100
M5B	LB0001	TORONTO RPO DUNDAS SQUARE	1	100	100	1939	100
M5B	LB0001	TORONTO RPO SHOPPER'S DRUG	0	100	100	1939	100
M5S	LB0001	TORONTO RPO THE COLONADE	0	100	100	1939	100
M5S	LB0001	TORONTO RPO WALMER	0	100	100	1939	100
M5S	MR0099	TORONTO LCD P	1	100	100	1940	100
M5T	LB0001	TORONTO RPO U.O.T	9	100	100	1949	100
M9C	LC0219	ETOBICOKE LCD A	454	100	100	2403	100
M9N	LB0001	YORK RPO OLD WESTON	0	100	100	2403	100
M9R	LC0438	YORK STN WESTON A	138	100	100	2541	100
M4H	LC0200	TORONTO STN R	423	99.89	99.89	2964	99.98
M4H	LC0203	TORONTO STN R	984	99.86	99.86	3948	99.95
M4H	LC0206	TORONTO STN R	641	99.78	99.78	4589	99.93
M4H	LC0219	TORONTO STN R	777	99.71	99.71	5366	99.9
M2N	LB0001	NORTH YORK RPO SHEPPARD CENTRE	5	99.63	99.63	5371	99.9
M4H	LB0001	TORONTO RPO THORNCLIFFE	12	99.4	99.4	5383	99.9
M1H	LC0717	SCARBOROUGH LCD C	293	98.84	98.84	5676	99.84
M8Y	LB0001	ETOBICOKE RPO STONEGATE	0	98.71	98.71	5676	99.84
M3C	LC0041	TORONTO LCD DON MILLS	983	97.78	97.78	6659	99.54
M3J	LC0115	TORONTO LCD DOWNSVIEW C	386	97.43	97.43	7045	99.42
M1L	LC0044	SCARBOROUGH LCD 11	550	97.06	97.06	7595	99.25
M3N	LC0136	TORONTO LCD DOWNSVIEW C	167	96.98	96.98	7762	99.2
M3C	LC0043	TORONTO LCD DON MILLS	658	96.9	96.9	8420	99.02
M1M	LC0020	SCARBOROUGH LCD 11	306	96.89	96.89	8726	98.95
M9V	LB0001	ETOBICOKE RPO ALBION SHOPPERS	25	96.87	96.87	8751	98.94
M6K	LC0021	TORONTO LCD C	1171	96.63	96.63	9922	98.67
M6K	LC0013	TORONTO LCD C	1329	96.3	96.3	11251	98.39
M4S	LB0001	TORONTO RPO DAVISVILLE	10	95.89	95.89	11261	98.39
M6K	LC0023	TORONTO LCD C	847	95.51	95.51	12108	98.19

FSA	Delivery Mode (Route)	Depot	All Points Of Call	Value 1 (%)	Avg Value	Cumulative Points of Call	Cumulative Penetration
M4X	LC0006	TORONTO LCD ADELAIDE	1319	95.34	95.34	13427	97.91
M5A	LC0015	TORONTO LCD ADELAIDE	1236	95.04	95.04	14663	97.66
M3A	LC0005	TORONTO LCD DON MILLS	717	94.99	94.99	15380	97.54
M6K	LC0017	TORONTO LCD C	669	94.71	94.71	16049	97.42
M1K	LC0084	SCARBOROUGH LCD 11	381	94.68	94.68	16430	97.36
M9R	LB0001	ETOBICOKE RPO MARTINWAY PLAZA	0	94.65	94.65	16430	97.36
M4X	LC0014	TORONTO LCD ADELAIDE	406	94.61	94.61	16836	97.29
M1H	LC0704	SCARBOROUGH LCD C	1	94.6	94.6	16837	97.29
M6M	LC0320	NORTH YORK STN W	191	94.48	94.48	17028	97.26
M5R	LB0001	TORONTO RPO DUPONT	0	94.31	94.31	17028	97.26
M5T	LC0306	TORONTO LCD B	122	94.26	94.26	17150	97.24
M4P	LC0036	TORONTO LCD K	197	94.09	94.09	17347	97.2
M3M	LC0055	TORONTO LCD DOWNSVIEW A	44	93.54	93.54	17391	97.19
M5A	LC0031	TORONTO LCD ADELAIDE	1239	93.3	93.3	18630	96.93
M6K	LC0015	TORONTO LCD C	1355	93.24	93.24	19985	96.68
M3N	LC0131	TORONTO LCD DOWNSVIEW C	874	93.22	93.22	20859	96.54
M3A	LC0016	TORONTO LCD DON MILLS	418	93.17	93.17	21277	96.47
M4H	LC0210	TORONTO STN R	339	91.94	91.94	21616	96.4
M4P	LC0037	TORONTO LCD K	1051	91.79	91.79	22667	96.19
M9W	LC0012	ETOBICOKE LCD B	87	91.56	91.56	22754	96.17
M9W	LC0028	ETOBICOKE LCD B	117	91.56	91.56	22871	96.15
M4P	LC0033	TORONTO LCD K	1216	91.53	91.53	24087	95.91
M6K	LC0019	TORONTO LCD C	768	91.49	91.49	24855	95.78
M4X	LC0008	TORONTO LCD ADELAIDE	807	91.41	91.41	25662	95.64
M4Y	LC0111	TORONTO LCD CHARLES ST	742	91.3	91.3	26404	95.52
M1G	LC0726	SCARBOROUGH LCD C	206	91.1	91.1	26610	95.48
M1H	LC0713	SCARBOROUGH LCD C	45	91.1	91.1	26655	95.48
M6P	LC0304	TORONTO LCD 3	236	90.88	90.88	26891	95.44
M4X	LC0004	TORONTO LCD ADELAIDE	1134	90.8	90.8	28025	95.25
M4S	LC0242	TORONTO LCD Q	1122	90.77	90.77	29147	95.08
M9W	LC0019	ETOBICOKE LCD B	777	90.52	90.52	29924	94.96
M5N	LC0431	TORONTO STN S	487	90.22	90.22	30411	94.88
M3H	LC0007	TORONTO LCD DOWNSVIEW A	317	90.08	90.08	30728	94.83
M4S	LC0207	TORONTO LCD Q	600	89.98	89.98	31328	94.74
M4P	LC0020	TORONTO LCD K	767	89.8	89.8	32095	94.62
M4R	LC0032	TORONTO LCD K	961	89.77	89.77	33056	94.48
M3A	LC0029	TORONTO LCD DON MILLS	472	89.68	89.68	33528	94.41
M5G	LC0211	TORONTO LCD 2	323	89.64	89.64	33851	94.37
M3J	LC0114	TORONTO LCD DOWNSVIEW C	902	89.54	89.54	34753	94.24
M5A	LC0016	TORONTO LCD ADELAIDE	1538	89.26	89.26	36291	94.03
M1H	LC0706	SCARBOROUGH LCD C	110	89.08	89.08	36401	94.02
M4T	LC0249	TORONTO LCD Q	290	89.06	89.06	36691	93.98
M4P	LC0034	TORONTO LCD K	990	88.47	88.47	37681	93.83
L4X	LC0236	MISSISSAUGA LCD 2	725	88.36	88.36	38406	93.73
M5B	LC0253	TORONTO LCD 2	11	88.22	88.22	38417	93.73
M4H	LC0202	TORONTO STN R	456	88.17	88.17	38873	93.66
M4P	LC0029	TORONTO LCD K	246	87.8	87.8	39119	93.62
M8V	LC0405	ETOBICOKE STN N	676	87.63	87.63	39795	93.52
M5T	LC0307	TORONTO LCD B	553	87.47	87.47	40348	93.44

FSA	Delivery Mode (Route)	Depot	All Points Of Call	Value 1 (%)	Avg Value	Cumulative Points of Call	Cumulative Penetration
M4S	LC0228	TORONTO LCD Q	826	87.37	87.37	41174	93.32
M6C	LC0609	TORONTO STN L	1259	87.36	87.36	42433	93.14
M5R	LC0728	TORONTO LCD P	310	87.33	87.33	42743	93.1
M2J	LC0112	SCARBOROUGH STN F	407	87.27	87.27	43150	93.04
M6K	LC0024	TORONTO LCD C	476	87.18	87.18	43626	92.98
M4S	LC0230	TORONTO LCD Q	650	86.92	86.92	44276	92.89
M5R	LC0727	TORONTO LCD P	232	86.88	86.88	44508	92.86
M4V	LC0215	TORONTO LCD Q	815	86.64	86.64	45323	92.75
M4P	LC0035	TORONTO LCD K	752	86.48	86.48	46075	92.65
M1P	LB0001	SCARBOROUGH RPO WHITE SHIELDS	0	86.34	86.34	46075	92.65
M6P	LC0318	TORONTO LCD 3	670	86.06	86.06	46745	92.55
L4X	LC0238	MISSISSAUGA LCD 2	106	85.94	85.94	46851	92.54
M2J	LC0111	SCARBOROUGH STN F	547	85.58	85.58	47398	92.46
M6K	LC0026	TORONTO LCD C	485	85.43	85.43	47883	92.39
M9A	LC0019	ETOBICOKE LCD D	738	85.26	85.26	48621	92.28
M6B	LC0125	TORONTO STN T	249	84.96	84.96	48870	92.24
M1K	LC0082	SCARBOROUGH LCD 11	552	84.95	84.95	49422	92.16
M5R	LC0726	TORONTO LCD P	297	84.79	84.79	49719	92.11
M1J	LC0056	SCARBOROUGH LCD 11	405	84.65	84.65	50124	92.05
M9B	LC0041	ETOBICOKE LCD D	543	84.64	84.64	50667	91.97
M4C	LC0502	TORONTO STN H	887	84.54	84.54	51554	91.85
M4X	LC0010	TORONTO LCD ADELAIDE	588	84.4	84.4	52142	91.76
M3L	LB0001	NORTH YORK RPO JANE WILSON	12	84.36	84.36	52154	91.76
M1G	LC0706	SCARBOROUGH LCD C	819	84.25	84.25	52973	91.64
M4Y	LC0105	TORONTO LCD CHARLES ST	897	83.8	83.8	53870	91.51
M4P	LC0022	TORONTO LCD K	284	83.21	83.21	54154	91.47
M6K	LC0025	TORONTO LCD C	303	83.12	83.12	54457	91.42
M4Y	LC0116	TORONTO LCD CHARLES ST	1815	83.09	83.09	56272	91.16
M2R	LC0505	WILLOWDALE STN D	809	83.03	83.03	57081	91.04
M6B	LC0116	TORONTO STN T	834	83.03	83.03	57915	90.92
M8Y	LC0116	ETOBICOKE LCD U	539	83.01	83.01	58454	90.85
M5A	LC0034	TORONTO LCD ADELAIDE	681	82.95	82.95	59135	90.76
M4Y	LC0118	TORONTO LCD CHARLES ST	428	82.88	82.88	59563	90.7
M5N	LC0434	TORONTO STN S	557	82.79	82.79	60120	90.63
M3A	LC0018	TORONTO LCD DON MILLS	686	82.78	82.78	60806	90.54
M4Y	LC0103	TORONTO LCD CHARLES ST	842	82.74	82.74	61648	90.44
M9N	LC0438	YORK STN WESTON A	800	82.71	82.71	62448	90.34
M3A	LC0008	TORONTO LCD DON MILLS	679	82.69	82.69	63127	90.25
M1T	LC0031	TORONTO LCD AGINCOURT	1133	82.66	82.66	64260	90.12
M6A	LC0101	TORONTO STN T	1041	82.19	82.19	65301	89.99
M3L	LC0053	TORONTO LCD DOWNSVIEW A	1	82	82	65302	89.99
M4C	LC0503	TORONTO STN H	770	81.99	81.99	66072	89.9
M6P	LC0317	TORONTO LCD 3	425	81.96	81.96	66497	89.85
M4T	LC0245	TORONTO LCD Q	251	81.91	81.91	66748	89.82
M6P	LC0305	TORONTO LCD 3	721	81.82	81.82	67469	89.73
M5R	LC0724	TORONTO LCD P	482	81.8	81.8	67951	89.68
M9M	LC0223	TORONTO LCD WESTON B	231	81.75	81.75	68182	89.65
M3M	LC0034	TORONTO LCD DOWNSVIEW A	56	81.61	81.61	68238	89.64

FSA	Delivery Mode (Route)	Depot	All Points Of Call	Value 1 (%)	Avg Value	Cumulative Points of Call	Cumulative Penetration
M1H	LC0712	SCARBOROUGH LCD C	109	81.59	81.59	68347	89.63
M6C	LC0604	TORONTO STN L	596	81.5	81.5	68943	89.56
M6K	LC0027	TORONTO LCD C	461	81.5	81.5	69404	89.51
M5P	LC0435	TORONTO STN S	1223	81.42	81.42	70627	89.37
M6M	LC0305	NORTH YORK STN W	794	81.36	81.36	71421	89.28
M3A	LC0030	TORONTO LCD DON MILLS	372	81.04	81.04	71793	89.24
M3B	LC0040	TORONTO LCD DON MILLS	85	81.02	81.02	71878	89.23
M4T	LB0001	TORONTO RPO ST CLAIR CENTRE	7	80.95	80.95	71885	89.23
M4T	LC0225	TORONTO LCD Q	342	80.95	80.95	72227	89.19
M4T	LB0001	TORONTO PO Q	0	80.95	80.95	72227	89.19
M2J	LC0109	SCARBOROUGH STN F	323	80.89	80.89	72550	89.15
M1L	LC0075	SCARBOROUGH LCD 11	420	80.79	80.79	72970	89.1
M6P	LC0354	TORONTO LCD 3	221	80.76	80.76	73191	89.08
M5E	LC0209	TORONTO LCD 2	494	80.69	80.69	73685	89.02
M4Y	LC0112	TORONTO LCD CHARLES ST	1175	80.61	80.61	74860	88.89
M6S	LC0331	TORONTO LCD 3	371	80.43	80.43	75231	88.85
M8V	LC0407	ETOBICOKE STN N	473	80.38	80.38	75704	88.79
M9R	LC0416	YORK STN WESTON A	611	80.29	80.29	76315	88.73
M3J	LC0116	TORONTO LCD DOWNSVIEW C	787	80.19	80.19	77102	88.64
M4Y	LC0108	TORONTO LCD CHARLES ST	842	80.19	80.19	77944	88.55
M6P	LC0316	TORONTO LCD 3	425	80.08	80.08	78369	88.5
M4X	LC0002	TORONTO LCD ADELAIDE	612	80.05	80.05	78981	88.44
M4C	LC0508	TORONTO STN H	881	79.99	79.99	79862	88.34
M2J	LC0114	SCARBOROUGH STN F	564	79.86	79.86	80426	88.28
M6R	LC0011	TORONTO LCD C	337	79.82	79.82	80763	88.25
M2J	LC0117	SCARBOROUGH STN F	889	79.78	79.78	81652	88.16
M4K	LC0619	TORONTO STN J	619	79.49	79.49	82271	88.09
M2J	LC0119	SCARBOROUGH STN F	1185	79.45	79.45	83456	87.97
M4B	LC0105	NORTH YORK STN O	857	79.37	79.37	84313	87.88
M2J	LC0126	SCARBOROUGH STN F	1109	79.32	79.32	85422	87.77
M6P	LC0312	TORONTO LCD 3	722	79.27	79.27	86144	87.7
M8V	LC0417	ETOBICOKE STN N	886	79.21	79.21	87030	87.61
M5T	LC0313	TORONTO LCD B	406	79.16	79.16	87436	87.57
M6M	LC0322	NORTH YORK STN W	424	79.16	79.16	87860	87.53
M2R	LC0519	WILLOWDALE STN D	868	79.12	79.12	88728	87.45
M4Y	LC0113	TORONTO LCD CHARLES ST	1183	79.12	79.12	89911	87.34
M1J	LC0084	SCARBOROUGH LCD 11	246	79.08	79.08	90157	87.32
M5R	LC0730	TORONTO LCD P	315	79.07	79.07	90472	87.29
M5P	LC0436	TORONTO STN S	870	79.04	79.04	91342	87.21
M1J	LC0058	SCARBOROUGH LCD 11	540	78.96	78.96	91882	87.16
M4A	LC0118	NORTH YORK STN O	1070	78.96	78.96	92952	87.07
M4X	LC0003	TORONTO LCD ADELAIDE	1125	78.94	78.94	94077	86.97
M4K	LC0623	TORONTO STN J	590	78.87	78.87	94667	86.92
M5G	LC0215	TORONTO LCD 2	281	78.82	78.82	94948	86.9
M5G	LC0233	TORONTO LCD 2	246	78.82	78.82	95194	86.87
M6J	LC0068	TORONTO LCD C	481	78.72	78.72	95675	86.83
M6K	LC0034	TORONTO LCD C	272	78.59	78.59	95947	86.81
M6C	LC0611	TORONTO STN L	599	78.48	78.48	96546	86.76
M5A	LC0022	TORONTO LCD ADELAIDE	687	78.36	78.36	97233	86.7

FSA	Delivery Mode (Route)	Depot	All Points Of Call	Value 1 (%)	Avg Value	Cumulative Points of Call	Cumulative Penetration
M1R	LC0601	SCARBOROUGH LCD D	712	78.3	78.3	97945	86.64
M5S	LC0705	TORONTO LCD P	740	78.25	78.25	98685	86.58
M5T	LB0001	TORONTO RPO COLLEGE SPADINA	1	78.04	78.04	98686	86.58
M5T	LB0001	TORONTO RPO DUNDAS SPADINA	0	78.04	78.04	98686	86.58
M5T	GD0001	TORONTO PO B	0	78.04	78.04	98686	86.58
M5T	LC0305	TORONTO LCD B	293	78.01	78.01	98979	86.55
M4K	LC0612	TORONTO STN J	531	77.8	77.8	99510	86.5
M4V	LC0217	TORONTO LCD Q	462	77.73	77.73	99972	86.46
M5A	LC0036	TORONTO LCD ADELAIDE	977	77.53	77.53	100949	86.38
M1R	LC0610	SCARBOROUGH LCD D	778	77.22	77.22	101727	86.31
M1J	LC0005	SCARBOROUGH LCD 11	239	76.94	76.94	101966	86.28
M3N	LC0129	TORONTO LCD DOWNSVIEW C	746	76.9	76.9	102712	86.22
M4X	LC0013	TORONTO LCD ADELAIDE	169	76.87	76.87	102881	86.2
M5N	LC0433	TORONTO STN S	283	76.82	76.82	103164	86.17
M3M	LC0037	TORONTO LCD DOWNSVIEW A	481	76.81	76.81	103645	86.13
M4Y	LC0117	TORONTO LCD CHARLES ST	1167	76.73	76.73	104812	86.03
M5B	LC0221	TORONTO LCD 2	167	76.69	76.69	104979	86.01
M1T	LC0035	TORONTO LCD AGINCOURT	1188	76.61	76.61	106167	85.91
M6H	LC0526	TORONTO LCD E	397	76.51	76.51	106564	85.87
M6K	LC0039	TORONTO LCD C	0	76.35	76.35	106564	85.87
M4X	LC0012	TORONTO LCD ADELAIDE	490	76.29	76.29	107054	85.83
M1G	LC0713	SCARBOROUGH LCD C	428	76.27	76.27	107482	85.79
M3L	LC0058	TORONTO LCD DOWNSVIEW A	725	76.24	76.24	108207	85.73
M4Y	LC0109	TORONTO LCD CHARLES ST	1285	76.17	76.17	109492	85.61
M4K	LC0627	TORONTO STN J	240	76.08	76.08	109732	85.59
M3C	LC0048	TORONTO LCD DON MILLS	921	76.05	76.05	110653	85.51
M9N	LC0426	YORK STN WESTON A	868	76.05	76.05	111521	85.44
M3C	LC0034	TORONTO LCD DON MILLS	1430	76	76	112951	85.32
M4K	LC0614	TORONTO STN J	488	75.98	75.98	113439	85.28
M3C	LC0040	TORONTO LCD DON MILLS	484	75.95	75.95	113923	85.24
M4P	LC0043	TORONTO LCD K	1007	75.94	75.94	114930	85.16
M9R	LC0407	YORK STN WESTON A	959	75.91	75.91	115889	85.08
M9V	GD0001	ETOBICOKE STN C	0	75.9	75.9	115889	85.08
M6P	LC0315	TORONTO LCD 3	254	75.85	75.85	116143	85.06
M1H	LC0707	SCARBOROUGH LCD C	429	75.77	75.77	116572	85.03
M4Y	LC0107	TORONTO LCD CHARLES ST	736	75.69	75.69	117308	84.97
M3J	LB0001	NORTH YORK RPO KEELE SHEPPARD	1	75.52	75.52	117309	84.97
M3J	LC0113	TORONTO LCD DOWNSVIEW C	390	75.52	75.52	117699	84.94
M4Y	LB0001	TORONTO PO F	0	75.44	75.44	117699	84.94
M9M	LC0207	TORONTO LCD WESTON B	538	75.27	75.27	118237	84.89
M6H	LC0528	TORONTO LCD E	264	75.22	75.22	118501	84.87
M5A	LC0018	TORONTO LCD ADELAIDE	502	75.1	75.1	119003	84.83
M5B	LC0215	TORONTO LCD 2	346	74.81	74.81	119349	84.8
M5B	LC0229	TORONTO LCD 2	637	74.81	74.81	119986	84.75
M4K	LB0001	TORONTO RPO ELLERBECK	3	74.77	74.77	119989	84.75
M4X	LC0001	TORONTO LCD ADELAIDE	839	74.66	74.66	120828	84.68
M4H	LC0204	TORONTO STN R	272	74.5	74.5	121100	84.66

FSA	Delivery Mode (Route)	Depot	All Points Of Call	Value 1 (%)	Avg Value	Cumulative Points of Call	Cumulative Penetration
M4Y	LC0102	TORONTO LCD CHARLES ST	1118	74.5	74.5	122218	84.56
M3M	LC0053	TORONTO LCD DOWNSVIEW A	396	74.49	74.49	122614	84.53
M4P	LC0025	TORONTO LCD K	294	74.32	74.32	122908	84.51
M9A	LC0022	ETOBICOKE LCD D	343	74.24	74.24	123251	84.48
M6P	LC0320	TORONTO LCD 3	526	74.21	74.21	123777	84.43
M1L	LC0039	SCARBOROUGH LCD 11	565	74.17	74.17	124342	84.39
M3M	LC0050	TORONTO LCD DOWNSVIEW A	513	73.9	73.9	124855	84.34
M4K	LC0616	TORONTO STN J	568	73.9	73.9	125423	84.3
M6M	LC0321	NORTH YORK STN W	843	73.81	73.81	126266	84.23
M5B	LC0231	TORONTO LCD 2	370	73.8	73.8	126636	84.2
M2R	LC0517	WILLOWDALE STN D	603	73.79	73.79	127239	84.15
M4T	LC0210	TORONTO LCD Q	395	73.55	73.55	127634	84.11
M1L	LC0043	SCARBOROUGH LCD 11	301	73.44	73.44	127935	84.09
M5S	LC0708	TORONTO LCD P	137	73.32	73.32	128072	84.08
M9V	LC0115	ETOBICOKE STN C	460	73.27	73.27	128532	84.04
M9R	LC0402	YORK STN WESTON A	952	73.18	73.18	129484	83.96
M1N	LC0017	SCARBOROUGH LCD 11	492	72.96	72.96	129976	83.92
M5B	LC0233	TORONTO LCD 2	411	72.89	72.89	130387	83.88
M5V	LC0345	TORONTO LCD B	1436	72.88	72.88	131823	83.76
M9R	LC0406	YORK STN WESTON A	597	72.74	72.74	132420	83.71
M4Y	LC0104	TORONTO LCD CHARLES ST	1142	72.66	72.66	133562	83.62
M5S	LC0723	TORONTO LCD P	494	72.59	72.59	134056	83.58
M4R	LC0045	TORONTO LCD K	484	72.57	72.57	134540	83.54
M5J	LC0125	TORONTO LCD 1	411	72.53	72.53	134951	83.5
M5J	LC0137	TORONTO LCD 1	545	72.53	72.53	135496	83.46
M1V	LB0001	SCARBOROUGH RPO WOODSIDE SQUARE	4	72.44	72.44	135500	83.46
M4P	LC0019	TORONTO LCD K	1120	72.42	72.42	136620	83.37
M4V	LC0206	TORONTO LCD Q	240	72.35	72.35	136860	83.35
M3N	LC0130	TORONTO LCD DOWNSVIEW C	513	72.32	72.32	137373	83.31
M5V	LC0338	TORONTO LCD B	1633	72.32	72.32	139006	83.18
M1E	LC0445	TORONTO LCD WEST HILL	824	72.28	72.28	139830	83.12
M1E	LC0439	TORONTO LCD WEST HILL	920	72.05	72.05	140750	83.04
M5T	LC0304	TORONTO LCD B	662	72.04	72.04	141412	82.99
M1W	LB0001	SCARBOROUGH RPO VILLAGE SQUARE	0	71.93	71.93	141412	82.99
M1T	LC0036	TORONTO LCD AGINCOURT	1167	71.82	71.82	142579	82.9
M4C	LC0505	TORONTO STN H	765	71.77	71.77	143344	82.84
M4K	LC0625	TORONTO STN J	219	71.76	71.76	143563	82.82
M3H	LC0025	TORONTO LCD DOWNSVIEW A	492	71.51	71.51	144055	82.79
M5R	LC0722	TORONTO LCD P	511	71.48	71.48	144566	82.75
M8Y	LC0110	ETOBICOKE LCD U	374	71.41	71.41	144940	82.72
M5T	LC0301	TORONTO LCD B	347	71.13	71.13	145287	82.69
M6G	LC0523	TORONTO LCD E	126	70.83	70.83	145413	82.68
M5G	LC0203	TORONTO LCD 2	665	70.79	70.79	146078	82.62
M5V	LC0330	TORONTO LCD B	940	70.66	70.66	147018	82.55
M5E	LB0001	TORONTO RPO MARKET	1	70.65	70.65	147019	82.55
M5W	GD0001	TORONTO STN A	0	70.65	70.65	147019	82.55
M5W	LB0001	TORONTO STN A	0	70.65	70.65	147019	82.55
M5R	LC0712	TORONTO LCD P	160	70.51	70.51	147179	82.53

FSA	Delivery Mode (Route)	Depot	All Points Of Call	Value 1 (%)	Avg Value	Cumulative Points of Call	Cumulative Penetration
M1L	LC0088	SCARBOROUGH LCD 11	601	70.39	70.39	147780	82.49
M6A	LC0109	TORONTO STN T	208	70.34	70.34	147988	82.47
M8Y	LC0112	ETOBICOKE LCD U	532	70.3	70.3	148520	82.42
M4Y	LC0110	TORONTO LCD CHARLES ST	1051	70.2	70.2	149571	82.34
M6K	LC0038	TORONTO LCD C	309	70.2	70.2	149880	82.31
M9N	LC0431	YORK STN WESTON A	733	70.1	70.1	150613	82.25
M6L	LC0301	NORTH YORK STN W	680	69.98	69.98	151293	82.2
M5R	LC0733	TORONTO LCD P	294	69.97	69.97	151587	82.18
M5B	LC0227	TORONTO LCD 2	943	69.9	69.9	152530	82.1
M3N	LC0133	TORONTO LCD DOWNSVIEW C	827	69.86	69.86	153357	82.03
M9N	LC0428	YORK STN WESTON A	774	69.84	69.84	154131	81.97
M5A	LC0024	TORONTO LCD ADELAIDE	692	69.8	69.8	154823	81.92
M1T	LC0023	TORONTO LCD AGINCOURT	455	69.75	69.75	155278	81.88
M2N	LC0051	WILLOWDALE LCD N	380	69.68	69.68	155658	81.85
M2R	LC0515	WILLOWDALE STN D	761	69.65	69.65	156419	81.79
M2L	LC0305	WILLOWDALE LCD L	383	69.65	69.65	156802	81.76
M9P	LC0419	YORK STN WESTON A	713	69.65	69.65	157515	81.71
M6L	LC0324	NORTH YORK STN W	606	69.6	69.6	158121	81.66
M2R	LC0513	WILLOWDALE STN D	834	69.55	69.55	158955	81.6
M5A	LC0020	TORONTO LCD ADELAIDE	813	69.54	69.54	159768	81.54
M5T	LC0302	TORONTO LCD B	396	69.35	69.35	160164	81.51
M6J	LC0072	TORONTO LCD C	590	69.06	69.06	160754	81.46
M3L	LC0037	TORONTO LCD DOWNSVIEW A	199	68.93	68.93	160953	81.45
M3J	LC0101	TORONTO LCD DOWNSVIEW C	614	68.91	68.91	161567	81.4
M3A	LC0031	TORONTO LCD DON MILLS	425	68.86	68.86	161992	81.37
M4J	LC0629	TORONTO STN J	440	68.86	68.86	162432	81.33
M5T	LC0317	TORONTO LCD B	396	68.81	68.81	162828	81.3
M2N	LC0004	WILLOWDALE LCD N	648	68.64	68.64	163476	81.25
M5S	LC0703	TORONTO LCD P	1150	68.53	68.53	164626	81.16
M5P	LC0437	TORONTO STN S	913	68.46	68.46	165539	81.09
M4P	LC0026	TORONTO LCD K	1085	68.39	68.39	166624	81.01
M8Y	LC0108	ETOBICOKE LCD U	363	68.34	68.34	166987	80.98
M6G	LC0504	TORONTO LCD E	125	68.33	68.33	167112	80.97
M1G	LC0709	SCARBOROUGH LCD C	413	68.32	68.32	167525	80.94
M5R	LC0710	TORONTO LCD P	190	68.32	68.32	167715	80.93
M5V	LC0343	TORONTO LCD B	848	68.32	68.32	168563	80.86
M2J	LC0113	SCARBOROUGH STN F	546	68.25	68.25	169109	80.82
M5B	LC0219	TORONTO LCD 2	317	68.17	68.17	169426	80.8
M2J	LB0001	NORTH YORK RPO DON VALLEY	0	68	68	169426	80.8
M9W	LC0023	ETOBICOKE LCD B	301	68	68	169727	80.78
M3B	LC0036	TORONTO LCD DON MILLS	117	67.8	67.8	169844	80.77
M5G	LC0213	TORONTO LCD 2	347	67.79	67.79	170191	80.74
M5R	LC0732	TORONTO LCD P	126	67.79	67.79	170317	80.73
M5V	LC0336	TORONTO LCD B	865	67.62	67.62	171182	80.67
M9N	LC0435	YORK STN WESTON A	753	67.62	67.62	171935	80.61
M5A	LC0011	TORONTO LCD ADELAIDE	1010	67.48	67.48	172945	80.53
M6J	LB0001	TORONTO PO C	10	67.41	67.41	172955	80.53
M6J	LC0061	TORONTO LCD C	525	67.41	67.41	173480	80.49
M4C	LC0501	TORONTO STN H	626	67.38	67.38	174106	80.44

FSA	Delivery Mode (Route)	Depot	All Points Of Call	Value 1 (%)	Avg Value	Cumulative Points of Call	Cumulative Penetration
M9W	LC0001	ETOBICOKE LCD B	377	67.35	67.35	174483	80.42
M3L	LC0054	TORONTO LCD DOWNSVIEW A	739	67.16	67.16	175222	80.36
M6J	LC0067	TORONTO LCD C	935	67.1	67.1	176157	80.29
M3H	LC0015	TORONTO LCD DOWNSVIEW A	287	67.05	67.05	176444	80.27
M4S	LC0234	TORONTO LCD Q	468	67.03	67.03	176912	80.23
M1J	LC0036	SCARBOROUGH LCD 11	633	67.01	67.01	177545	80.19
M6G	LC0502	TORONTO LCD E	252	67	67	177797	80.17
M1K	LC0069	SCARBOROUGH LCD 11	358	66.98	66.98	178155	80.14
M4V	LC0221	TORONTO LCD Q	512	66.96	66.96	178667	80.1
M3N	LC0125	TORONTO LCD DOWNSVIEW C	369	66.84	66.84	179036	80.08
M9N	LC0443	YORK STN WESTON A	1074	66.82	66.82	180110	80
M3M	LC0052	TORONTO LCD DOWNSVIEW A	400	66.77	66.77	180510	79.97
M9A	LC0026	ETOBICOKE LCD D	229	66.77	66.77	180739	79.95
M6J	LC0063	TORONTO LCD C	377	66.72	66.72	181116	79.92
M6K	LC0040	TORONTO LCD C	577	66.69	66.69	181693	79.88
M5P	LC0447	TORONTO STN S	273	66.67	66.67	181966	79.86
M5V	LC0347	TORONTO LCD B	1954	66.61	66.61	183920	79.72
M5T	LC0315	TORONTO LCD B	830	66.59	66.59	184750	79.66
M6J	LC0056	TORONTO LCD C	796	66.49	66.49	185546	79.6
M8W	LC0427	ETOBICOKE STN N	394	66.49	66.49	185940	79.58
M4E	LC0540	TORONTO STN H	561	66.46	66.46	186501	79.54
M6A	LC0102	TORONTO STN T	968	66.43	66.43	187469	79.47
M4C	LC0510	TORONTO STN H	577	66.35	66.35	188046	79.43
M6N	LC0643	TORONTO STN L	604	66.29	66.29	188650	79.39
M6R	LC0002	TORONTO LCD C	108	66.29	66.29	188758	79.38
M3M	LC0045	TORONTO LCD DOWNSVIEW A	383	66.13	66.13	189141	79.35
M1J	LC0051	SCARBOROUGH LCD 11	385	66.11	66.11	189526	79.33
M1E	LC0449	TORONTO LCD WEST HILL	1267	66.09	66.09	190793	79.24
M9P	LC0426	YORK STN WESTON A	0	66.08	66.08	190793	79.24
M4V	LC0216	TORONTO LCD Q	516	66.04	66.04	191309	79.2
M8V	LC0414	ETOBICOKE STN N	446	65.96	65.96	191755	79.17
M4V	LC0219	TORONTO LCD Q	429	65.93	65.93	192184	79.14
M6H	LC0520	TORONTO LCD E	92	65.92	65.92	192276	79.14
M3M	LC0056	TORONTO LCD DOWNSVIEW A	290	65.9	65.9	192566	79.12
M4S	LC0240	TORONTO LCD Q	1164	65.81	65.81	193730	79.04
M1P	LC0643	SCARBOROUGH LCD D	54	65.8	65.8	193784	79.03
M4W	LC0212	TORONTO LCD F	687	65.73	65.73	194471	78.99
M8V	LC0409	ETOBICOKE STN N	251	65.67	65.67	194722	78.97
M5E	LC0249	TORONTO LCD 2	922	65.62	65.62	195644	78.91
M9A	LC0038	ETOBICOKE LCD D	714	65.59	65.59	196358	78.86
M6M	LC0313	NORTH YORK STN W	690	65.52	65.52	197048	78.81
M6B	LC0108	TORONTO STN T	350	65.47	65.47	197398	78.79
M2J	LC0159	SCARBOROUGH STN F	846	65.41	65.41	198244	78.73
M3H	LC0014	TORONTO LCD DOWNSVIEW A	390	65.35	65.35	198634	78.7
M1H	LC0722	SCARBOROUGH LCD C	181	65.32	65.32	198815	78.69
M1L	LC0041	SCARBOROUGH LCD 11	406	65.23	65.23	199221	78.66
M5J	LC0123	TORONTO LCD 1	319	65.22	65.22	199540	78.64
M6E	LC0619	TORONTO STN L	310	65.13	65.13	199850	78.62
M6P	LC0321	TORONTO LCD 3	515	65.07	65.07	200365	78.59

FSA	Delivery Mode (Route)	Depot	All Points Of Call	Value 1 (%)	Avg Value	Cumulative Points of Call	Cumulative Penetration
M3A	LC0021	TORONTO LCD DON MILLS	462	65.02	65.02	200827	78.55
M1L	LC0046	SCARBOROUGH LCD 11	853	64.97	64.97	201680	78.5
M6H	LC0558	TORONTO LCD E	296	64.96	64.96	201976	78.48
M9A	LC0021	ETOBICOKE LCD D	651	64.95	64.95	202627	78.43
M5G	LC0217	TORONTO LCD 2	597	64.94	64.94	203224	78.39
M6L	LC0320	NORTH YORK STN W	336	64.92	64.92	203560	78.37
M5V	LC0340	TORONTO LCD B	2027	64.91	64.91	205587	78.24
M6H	LC0530	TORONTO LCD E	149	64.71	64.71	205736	78.23
M8W	LC0423	ETOBICOKE STN N	415	64.66	64.66	206151	78.2
M6E	LC0623	TORONTO STN L	461	64.61	64.61	206612	78.17
M1T	LC0019	TORONTO LCD AGINCOURT	395	64.59	64.59	207007	78.15
M3N	LC0132	TORONTO LCD DOWNSVIEW C	564	64.51	64.51	207571	78.11
M9P	LC0421	YORK STN WESTON A	343	64.45	64.45	207914	78.09
M4J	LC0626	TORONTO STN J	413	64.31	64.31	208327	78.06
M1G	LC0705	SCARBOROUGH LCD C	439	64.25	64.25	208766	78.03
M5R	LC0739	TORONTO LCD P	368	64.25	64.25	209134	78.01
M4J	LC0624	TORONTO STN J	512	64.24	64.24	209646	77.97
M5A	LC0014	TORONTO LCD ADELAIDE	36	64.11	64.11	209682	77.97
M6P	LC0309	TORONTO LCD 3	205	64.1	64.1	209887	77.96
M3C	LC0038	TORONTO LCD DON MILLS	573	64.07	64.07	210460	77.92
M3H	LC0006	TORONTO LCD DOWNSVIEW A	561	64.03	64.03	211021	77.88
M4S	LC0220	TORONTO LCD Q	511	63.99	63.99	211532	77.85
M5S	LC0713	TORONTO LCD P	1236	63.98	63.98	212768	77.77
M2K	LC0918	WILLOWDALE LCD B	448	63.96	63.96	213216	77.74
M6B	LC0109	TORONTO STN T	476	63.96	63.96	213692	77.71
M4P	LB0001	TORONTO RPO YONGE EGLINTON	8	63.94	63.94	213700	77.71
M5G	LC0201	TORONTO LCD 2	778	63.91	63.91	214478	77.66
M5E	LB0001	TORONTO RPO YONGE-KING	4	63.76	63.76	214482	77.66
M2K	LB0001	NORTH YORK RPO BAYVIEW VILLAGE	7	63.7	63.7	214489	77.66
M4Y	LC0114	TORONTO LCD CHARLES ST	1478	63.69	63.69	215967	77.56
M4S	LC0203	TORONTO LCD Q	352	63.63	63.63	216319	77.54
M3M	LC0035	TORONTO LCD DOWNSVIEW A	335	63.62	63.62	216654	77.52
M5B	LC0217	TORONTO LCD 2	5	63.6	63.6	216659	77.52
M3N	LC0137	TORONTO LCD DOWNSVIEW C	590	63.58	63.58	217249	77.48
M6J	LC0050	TORONTO LCD C	88	63.55	63.55	217337	77.47
M9C	LC0226	ETOBICOKE LCD A	465	63.53	63.53	217802	77.44
M5V	LC0322	TORONTO LCD B	1214	63.5	63.5	219016	77.37
M8V	LC0411	ETOBICOKE STN N	199	63.49	63.49	219215	77.35
M5V	LC0308	TORONTO LCD B	1335	63.32	63.32	220550	77.27
M5V	LC0341	TORONTO LCD B	346	63.32	63.32	220896	77.25
M5T	LC0319	TORONTO LCD B	591	62.99	62.99	221487	77.21
M5T	LC0337	TORONTO LCD B	282	62.99	62.99	221769	77.19
M3B	LB0001	TORONTO RPO YK MILLS LESLIE	0	62.96	62.96	221769	77.19
M6M	LC0309	NORTH YORK STN W	945	62.93	62.93	222714	77.13
M5N	LC0429	TORONTO STN S	375	62.91	62.91	223089	77.11
M6H	LC0531	TORONTO LCD E	263	62.86	62.86	223352	77.09
M5E	LC0251	TORONTO LCD 2	1308	62.75	62.75	224660	77.01

FSA	Delivery Mode (Route)	Depot	All Points Of Call	Value 1 (%)	Avg Value	Cumulative Points of Call	Cumulative Penetration
M6P	LC0313	TORONTO LCD 3	502	62.71	62.71	225162	76.97
M6A	LC0113	TORONTO STN T	883	62.69	62.69	226045	76.92
M4B	LC0108	NORTH YORK STN O	821	62.6	62.6	226866	76.87
M5S	LC0715	TORONTO LCD P	537	62.54	62.54	227403	76.83
M3N	LC0126	TORONTO LCD DOWNSVIEW C	521	62.48	62.48	227924	76.8
M3K	LC0043	TORONTO LCD DOWNSVIEW A	55	62.45	62.45	227979	76.8
M5A	LC0009	TORONTO LCD ADELAIDE	403	62.42	62.42	228382	76.77
M6P	LC0310	TORONTO LCD 3	130	62.39	62.39	228512	76.76
M9V	LC0119	ETOBICOKE STN C	116	62.39	62.39	228628	76.76
M2N	LC0014	WILLOWDALE LCD N	859	62.37	62.37	229487	76.7
M4V	LC0208	TORONTO LCD Q	553	62.35	62.35	230040	76.67
M3M	LC0036	TORONTO LCD DOWNSVIEW A	237	62.31	62.31	230277	76.65
M6M	LC0306	NORTH YORK STN W	757	62.29	62.29	231034	76.61
M8V	LC0438	ETOBICOKE STN N	287	62.23	62.23	231321	76.59
M4W	LC0209	TORONTO LCD F	236	62.15	62.15	231557	76.57
M5E	LC0245	TORONTO LCD 2	972	62.11	62.11	232529	76.51
M6B	LC0118	TORONTO STN T	705	62.08	62.08	233234	76.47
M1K	LC0076	SCARBOROUGH LCD 11	601	62.03	62.03	233835	76.43
M6H	LC0529	TORONTO LCD E	127	61.94	61.94	233962	76.42
M6N	LC0649	TORONTO STN L	310	61.93	61.93	234272	76.4
M4N	LC0041	TORONTO LCD K	814	61.9	61.9	235086	76.35
M5V	LC0337	TORONTO LCD B	147	61.9	61.9	235233	76.35
M3A	LC0020	TORONTO LCD DON MILLS	359	61.89	61.89	235592	76.32
M4H	LC0201	TORONTO STN R	462	61.82	61.82	236054	76.29
M5T	LC0309	TORONTO LCD B	777	61.82	61.82	236831	76.25
M4L	LC0401	TORONTO STN G	457	61.67	61.67	237288	76.22
M6L	LC0323	NORTH YORK STN W	462	61.64	61.64	237750	76.19
M3H	LC0002	TORONTO LCD DOWNSVIEW A	303	61.59	61.59	238053	76.17
M9V	LC0126	ETOBICOKE STN C	219	61.58	61.58	238272	76.16
M6B	LC0126	TORONTO STN T	527	61.51	61.51	238799	76.13
M3N	LB0001	NORTH YORK RPO JANE-FINCH MALL	3	61.12	61.12	238802	76.13
M2M	LC0802	WILLOWDALE LCD 2	588	61.1	61.1	239390	76.09
M5S	LC0701	TORONTO LCD P	879	61.06	61.06	240269	76.03
M4A	LC0107	NORTH YORK STN O	194	61.05	61.05	240463	76.02
M1J	LC0060	SCARBOROUGH LCD 11	211	60.95	60.95	240674	76.01
M3N	LC0122	TORONTO LCD DOWNSVIEW C	382	60.95	60.95	241056	75.99
M4S	LC0224	TORONTO LCD Q	341	60.9	60.9	241397	75.96
M6N	LC0655	TORONTO STN L	783	60.89	60.89	242180	75.92
M4K	LC0608	TORONTO STN J	285	60.8	60.8	242465	75.9
M4P	LC0027	TORONTO LCD K	1174	60.78	60.78	243639	75.82
M5A	LC0027	TORONTO LCD ADELAIDE	766	60.77	60.77	244405	75.78
M1N	LB0001	SCARBOROUGH RPO TERRY TOWN	0	60.76	60.76	244405	75.78
M4Y	LC0101	TORONTO LCD CHARLES ST	1103	60.73	60.73	245508	75.71
M3A	LC0023	TORONTO LCD DON MILLS	444	60.66	60.66	245952	75.68
M1B	LC0217	TORONTO LCD MALVERN	499	60.58	60.58	246451	75.65
M6K	LC0044	TORONTO LCD C	518	60.57	60.57	246969	75.62
M2K	LC0905	WILLOWDALE LCD B	322	60.51	60.51	247291	75.6
M1K	LC0067	SCARBOROUGH LCD 11	354	60.47	60.47	247645	75.58

FSA	Delivery Mode (Route)	Depot	All Points Of Call	Value 1 (%)	Avg Value	Cumulative Points of Call	Cumulative Penetration
M9M	LC0224	TORONTO LCD WESTON B	617	60.47	60.47	248262	75.54
M5V	LC0304	TORONTO LCD B	20	60.44	60.44	248282	75.54
M3J	LC0110	TORONTO LCD DOWNSVIEW C	338	60.43	60.43	248620	75.52
M6N	LC0647	TORONTO STN L	300	60.43	60.43	248920	75.5
M5T	LB0001	TORONTO PO B	0	60.35	60.35	248920	75.5
M6J	LC0052	TORONTO LCD C	222	60.32	60.32	249142	75.49
M6N	LB0001	TORONTO RPO KEELE	0	60.32	60.32	249142	75.49
M4Y	LC0115	TORONTO LCD CHARLES ST	1250	60.23	60.23	250392	75.41
M6G	LC0529	TORONTO LCD E	6	60.22	60.22	250398	75.41
M6K	LC0028	TORONTO LCD C	299	60.19	60.19	250697	75.39
M6G	LC0520	TORONTO LCD E	265	60.16	60.16	250962	75.38
M8W	LC0425	ETOBICOKE STN N	356	60.11	60.11	251318	75.36
M1P	LC0633	SCARBOROUGH LCD D	272	60.1	60.1	251590	75.34
M1M	LC0018	SCARBOROUGH LCD 11	362	60.02	60.02	251952	75.32
M5N	LC0430	TORONTO STN S	485	60.01	60.01	252437	75.29
M6K	LC0033	TORONTO LCD C	1031	59.9	59.9	253468	75.23
M2N	LC0048	WILLOWDALE LCD N	326	59.88	59.88	253794	75.21
M2K	LC0906	WILLOWDALE LCD B	370	59.85	59.85	254164	75.18
M6K	LC0042	TORONTO LCD C	512	59.83	59.83	254676	75.15
M5V	LC0319	TORONTO LCD B	252	59.82	59.82	254928	75.14
M1J	LC0033	SCARBOROUGH LCD 11	387	59.81	59.81	255315	75.11
M6G	LC0508	TORONTO LCD E	5	59.8	59.8	255320	75.11
M6A	LC0107	TORONTO STN T	615	59.72	59.72	255935	75.08
M8Y	LC0101	ETOBICOKE LCD U	574	59.72	59.72	256509	75.04
M6C	LC0615	TORONTO STN L	279	59.71	59.71	256788	75.03
M3J	LC0107	TORONTO LCD DOWNSVIEW C	0	59.68	59.68	256788	75.03
M5R	LC0738	TORONTO LCD P	73	59.63	59.63	256861	75.02
M1K	LC0074	SCARBOROUGH LCD 11	452	59.61	59.61	257313	74.99
M4T	LB0001	TORONTO RPO HEATH YONGE	4	59.57	59.57	257317	74.99
M5S	LC0704	TORONTO LCD P	45	59.57	59.57	257362	74.99
M5A	LC0026	TORONTO LCD ADELAIDE	826	59.54	59.54	258188	74.94
M6R	LC0004	TORONTO LCD C	228	59.53	59.53	258416	74.93
M6K	LC0031	TORONTO LCD C	657	59.52	59.52	259073	74.89
M5H	LC0111	TORONTO LCD 1	3	59.49	59.49	259076	74.89
M5H	LC0115	TORONTO LCD 1	136	59.49	59.49	259212	74.88
M5V	LC0326	TORONTO LCD B	154	59.49	59.49	259366	74.87
M6K	LC0043	TORONTO LCD C	252	59.49	59.49	259618	74.86
M6H	LC0536	TORONTO LCD E	232	59.45	59.45	259850	74.84
M2R	LC0508	WILLOWDALE STN D	505	59.37	59.37	260355	74.81
M4V	LC0231	TORONTO LCD Q	203	59.33	59.33	260558	74.8
M1G	LC0703	SCARBOROUGH LCD C	448	59.18	59.18	261006	74.77
M5P	LC0446	TORONTO STN S	282	59.16	59.16	261288	74.76
M5M	LC0403	TORONTO STN S	652	59.08	59.08	261940	74.72
M9A	LC0034	ETOBICOKE LCD D	790	59.02	59.02	262730	74.67
M1J	LC0012	SCARBOROUGH LCD 11	297	59.01	59.01	263027	74.65
M6S	LC0349	TORONTO LCD 3	565	59	59	263592	74.62
M5T	LC0303	TORONTO LCD B	232	58.96	58.96	263824	74.61
M6H	LC0547	TORONTO LCD E	482	58.95	58.95	264306	74.58
M6H	LC0548	TORONTO LCD E	205	58.91	58.91	264511	74.57

FSA	Delivery Mode (Route)	Depot	All Points Of Call	Value 1 (%)	Avg Value	Cumulative Points of Call	Cumulative Penetration
M5V	LC0323	TORONTO LCD B	347	58.89	58.89	264858	74.54
M6H	LC0544	TORONTO LCD E	287	58.88	58.88	265145	74.53
M1T	LC0027	TORONTO LCD AGINCOURT	558	58.79	58.79	265703	74.49
M5V	LC0342	TORONTO LCD B	2099	58.75	58.75	267802	74.37
M4J	LC0638	TORONTO STN J	183	58.74	58.74	267985	74.36
M3H	LC0018	TORONTO LCD DOWNSVIEW A	545	58.72	58.72	268530	74.33
M6R	LC0003	TORONTO LCD C	128	58.65	58.65	268658	74.32
M6R	LC0007	TORONTO LCD C	280	58.64	58.64	268938	74.31
M1P	LC0642	SCARBOROUGH LCD D	696	58.59	58.59	269634	74.26
M8V	LC0432	ETOBICOKE STN N	91	58.53	58.53	269725	74.26
M3M	LC0042	TORONTO LCD DOWNSVIEW A	445	58.47	58.47	270170	74.23
M1J	LC0032	SCARBOROUGH LCD 11	528	58.45	58.45	270698	74.2
M1K	LC0063	SCARBOROUGH LCD 11	472	58.23	58.23	271170	74.17
M6P	LC0314	TORONTO LCD 3	65	58.11	58.11	271235	74.17
M4S	LC0201	TORONTO LCD Q	327	58.09	58.09	271562	74.15
M6N	LC0636	TORONTO STN L	540	58.02	58.02	272102	74.12
M4E	LC0539	TORONTO STN H	136	57.96	57.96	272238	74.11
M5B	LC0205	TORONTO LCD 2	262	57.9	57.9	272500	74.1
M5G	LC0221	TORONTO LCD 2	307	57.9	57.9	272807	74.08
M1M	LC0004	SCARBOROUGH LCD 11	314	57.89	57.89	273121	74.06
M4K	LC0604	TORONTO STN J	110	57.89	57.89	273231	74.05
M6B	LC0120	TORONTO STN T	864	57.89	57.89	274095	74
M9W	LC0006	ETOBICOKE LCD B	207	57.85	57.85	274302	73.99
M2R	LC0507	WILLOWDALE STN D	467	57.78	57.78	274769	73.96
M5J	LC0131	TORONTO LCD 1	316	57.76	57.76	275085	73.94
M2R	LC0503	WILLOWDALE STN D	303	57.74	57.74	275388	73.93
M8W	LC0421	ETOBICOKE STN N	223	57.74	57.74	275611	73.91
M3H	LC0012	TORONTO LCD DOWNSVIEW A	292	57.73	57.73	275903	73.9
M6M	LC0311	NORTH YORK STN W	1200	57.68	57.68	277103	73.82
M5V	LC0335	TORONTO LCD B	993	57.63	57.63	278096	73.77
M5A	LC0033	TORONTO LCD ADELAIDE	1729	57.62	57.62	279825	73.67
M6R	LC0014	TORONTO LCD C	94	57.52	57.52	279919	73.66
M5R	LC0731	TORONTO LCD P	373	57.51	57.51	280292	73.64
M4A	LC0111	NORTH YORK STN O	92	57.5	57.5	280384	73.64
M6G	LC0506	TORONTO LCD E	23	57.38	57.38	280407	73.63
M2J	LC0124	SCARBOROUGH STN F	617	57.37	57.37	281024	73.6
M3N	LC0128	TORONTO LCD DOWNSVIEW C	148	57.35	57.35	281172	73.59
M3J	LC0109	TORONTO LCD DOWNSVIEW C	234	57.25	57.25	281406	73.58
M2N	LC0007	WILLOWDALE LCD N	347	57.22	57.22	281753	73.56
M4P	LB0001	TORONTO RPO BROADWAY	5	57.22	57.22	281758	73.56
M1N	LC0022	SCARBOROUGH LCD 11	574	57.14	57.14	282332	73.52
M6G	LC0505	TORONTO LCD E	76	57.14	57.14	282408	73.52
M2K	LC0916	WILLOWDALE LCD B	730	57.13	57.13	283138	73.48
M5V	LC0312	TORONTO LCD B	1008	57.11	57.11	284146	73.42
M6G	LC0527	TORONTO LCD E	202	57.04	57.04	284348	73.41
M5H	LC0103	TORONTO LCD 1	666	57.03	57.03	285014	73.37
M2K	LC0913	WILLOWDALE LCD B	479	57	57	285493	73.34
M2J	LC0121	SCARBOROUGH STN F	722	56.94	56.94	286215	73.3
M6G	LC0509	TORONTO LCD E	150	56.93	56.93	286365	73.29

FSA	Delivery Mode (Route)	Depot	All Points Of Call	Value 1 (%)	Avg Value	Cumulative Points of Call	Cumulative Penetration
M6J	LC0065	TORONTO LCD C	159	56.93	56.93	286524	73.28
M1K	LC0055	SCARBOROUGH LCD 11	332	56.91	56.91	286856	73.26
M4B	LC0106	NORTH YORK STN O	234	56.83	56.83	287090	73.25
M5R	LC0740	TORONTO LCD P	101	56.76	56.76	287191	73.24
M4P	LC0031	TORONTO LCD K	248	56.74	56.74	287439	73.23
M9A	LC0014	ETOBICOKE LCD D	596	56.73	56.73	288035	73.19
M2R	LC0509	WILLOWDALE STN D	518	56.69	56.69	288553	73.16
M1G	LC0701	SCARBOROUGH LCD C	323	56.66	56.66	288876	73.15
M1M	LC0003	SCARBOROUGH LCD 11	284	56.65	56.65	289160	73.13
M6M	LC0325	NORTH YORK STN W	244	56.65	56.65	289404	73.12
M4S	LC0213	TORONTO LCD Q	564	56.64	56.64	289968	73.08
M9B	LC0033	ETOBICOKE LCD D	433	56.57	56.57	290401	73.06
M9R	LC0408	YORK STN WESTON A	526	56.46	56.46	290927	73.03
M9A	LC0036	ETOBICOKE LCD D	758	56.4	56.4	291685	72.99
M5N	LC0428	TORONTO STN S	72	56.36	56.36	291757	72.98
M1K	LC0072	SCARBOROUGH LCD 11	496	56.34	56.34	292253	72.95
M4A	LC0116	NORTH YORK STN O	775	56.23	56.23	293028	72.91
M6S	LC0348	TORONTO LCD 3	370	56.17	56.17	293398	72.89
M1K	LC0057	SCARBOROUGH LCD 11	619	56.14	56.14	294017	72.85
M2J	LC0120	SCARBOROUGH STN F	677	56.13	56.13	294694	72.82
M5V	LC0306	TORONTO LCD B	630	56.12	56.12	295324	72.78
M1R	LC0609	SCARBOROUGH LCD D	126	56.11	56.11	295450	72.77
M6A	LC0130	TORONTO STN T	679	56.09	56.09	296129	72.73
M5E	LC0243	TORONTO LCD 2	830	56.05	56.05	296959	72.69
M6H	LB0001	TORONTO RPO BLOORCOURT	23	56.05	56.05	296982	72.69
M3C	LC0044	TORONTO LCD DON MILLS	1354	56.04	56.04	298336	72.61
M3C	LC0049	TORONTO LCD DON MILLS	836	56.04	56.04	299172	72.56
M3C	LC0053	TORONTO LCD DON MILLS	661	56.04	56.04	299833	72.53
M4R	LC0021	TORONTO LCD K	304	55.99	55.99	300137	72.51
M4R	LC0043	TORONTO LCD K	352	55.99	55.99	300489	72.49
M4G	LC0202	TORONTO STN R	110	55.94	55.94	300599	72.49
M2N	LC0013	WILLOWDALE LCD N	363	55.93	55.93	300962	72.47
M1P	LC0640	SCARBOROUGH LCD D	567	55.9	55.9	301529	72.43
M5A	LC0013	TORONTO LCD ADELAIDE	706	55.9	55.9	302235	72.4
M5R	LC0718	TORONTO LCD P	205	55.85	55.85	302440	72.38
M5J	LC0129	TORONTO LCD 1	657	55.83	55.83	303097	72.35
M2R	LC0510	WILLOWDALE STN D	441	55.82	55.82	303538	72.32
M6C	LC0602	TORONTO STN L	88	55.73	55.73	303626	72.32
M3H	LC0020	TORONTO LCD DOWNSVIEW A	96	55.71	55.71	303722	72.31
M4S	LC0222	TORONTO LCD Q	422	55.68	55.68	304144	72.29
M1E	LC0452	TORONTO LCD WEST HILL	383	55.63	55.63	304527	72.27
M6G	LB0001	TORONTO RPO COLLEGE SQUARE	2	55.61	55.61	304529	72.27
M6M	LC0324	NORTH YORK STN W	101	55.53	55.53	304630	72.27
M6H	LC0552	TORONTO LCD E	287	55.51	55.51	304917	72.25
M1J	LC0034	SCARBOROUGH LCD 11	410	55.47	55.47	305327	72.23
M5E	LC0247	TORONTO LCD 2	1031	55.46	55.46	306358	72.17
M6L	LC0318	NORTH YORK STN W	520	55.42	55.42	306878	72.14
M1J	LC0047	SCARBOROUGH LCD 11	204	55.4	55.4	307082	72.13
M9V	LC0117	ETOBICOKE STN C	375	55.4	55.4	307457	72.11

FSA	Delivery Mode (Route)	Depot	All Points Of Call	Value 1 (%)	Avg Value	Cumulative Points of Call	Cumulative Penetration
M4R	LC0022	TORONTO LCD K	319	55.38	55.38	307776	72.09
M9V	LC0127	ETOBICOKE STN C	222	55.33	55.33	307998	72.08
M5A	LC0025	TORONTO LCD ADELAIDE	460	55.25	55.25	308458	72.06
M1L	LC0083	SCARBOROUGH LCD 11	313	55.23	55.23	308771	72.04
M6K	LC0030	TORONTO LCD C	105	55.23	55.23	308876	72.03
M6K	LC0046	TORONTO LCD C	1526	55.19	55.19	310402	71.95
M4K	LC0617	TORONTO STN J	660	55.17	55.17	311062	71.91
M6R	LC0020	TORONTO LCD C	92	55.04	55.04	311154	71.91
M5V	LC0317	TORONTO LCD B	180	55	55	311334	71.9
M6J	LC0047	TORONTO LCD C	139	54.94	54.94	311473	71.89
M2N	LC0028	WILLOWDALE LCD N	1081	54.91	54.91	312554	71.83
M5V	LC0316	TORONTO LCD B	642	54.89	54.89	313196	71.8
M9N	LC0439	YORK STN WESTON A	463	54.89	54.89	313659	71.77
M1K	GD0001	SCARBOROUGH STN A	55	54.81	54.81	313714	71.77
M1R	LC0602	SCARBOROUGH LCD D	367	54.8	54.8	314081	71.75
M4B	LB0001	TORONTO RPO O'CONNOR	7	54.76	54.76	314088	71.75
M2N	LC0047	WILLOWDALE LCD N	869	54.74	54.74	314957	71.7
M6E	LC0620	TORONTO STN L	302	54.72	54.72	315259	71.69
M5S	LC0727	TORONTO LCD P	7	54.71	54.71	315266	71.69
M1G	LC0714	SCARBOROUGH LCD C	359	54.67	54.67	315625	71.67
M5J	LC0119	TORONTO LCD 1	926	54.66	54.66	316551	71.62
M3K	LC0030	TORONTO LCD DOWNSVIEW A	99	54.63	54.63	316650	71.61
M5V	LC0320	TORONTO LCD B	1508	54.63	54.63	318158	71.53
M4S	LC0202	TORONTO LCD Q	204	54.61	54.61	318362	71.52
M9C	LC0222	ETOBICOKE LCD A	1139	54.59	54.59	319501	71.46
M3J	LC0111	TORONTO LCD DOWNSVIEW C	342	54.57	54.57	319843	71.44
M2K	LC0914	WILLOWDALE LCD B	1108	54.55	54.55	320951	71.38
M1J	LC0035	SCARBOROUGH LCD 11	401	54.52	54.52	321352	71.36
M6G	LC0501	TORONTO LCD E	199	54.47	54.47	321551	71.35
M5A	LC0005	TORONTO LCD ADELAIDE	431	54.46	54.46	321982	71.33
M5V	LC0314	TORONTO LCD B	1563	54.43	54.43	323545	71.25
M5V	LC0328	TORONTO LCD B	1422	54.43	54.43	324967	71.18
M2N	LC0026	WILLOWDALE LCD N	651	54.41	54.41	325618	71.14
M5R	LC0716	TORONTO LCD P	301	54.39	54.39	325919	71.13
M5S	LC0711	TORONTO LCD P	147	54.37	54.37	326066	71.12
M6H	LC0549	TORONTO LCD E	85	54.37	54.37	326151	71.11
M9A	LC0042	ETOBICOKE LCD D	689	54.31	54.31	326840	71.08
M6H	LC0556	TORONTO LCD E	320	54.26	54.26	327160	71.06
M4K	LB0001	TORONTO RPO CHESTER	9	54.25	54.25	327169	71.06
M9W	LC0022	ETOBICOKE LCD B	534	54.25	54.25	327703	71.03
M9V	LC0120	ETOBICOKE STN C	445	54.18	54.18	328148	71.01
M6M	LC0326	NORTH YORK STN W	484	54.17	54.17	328632	70.99
M3A	LC0026	TORONTO LCD DON MILLS	230	54.15	54.15	328862	70.98
M4W	LC0206	TORONTO LCD F	644	54.1	54.1	329506	70.94
M2N	LC0029	WILLOWDALE LCD N	1258	54.06	54.06	330764	70.88
M3K	LC0029	TORONTO LCD DOWNSVIEW A	0	54.01	54.01	330764	70.88
M8V	LC0420	ETOBICOKE STN N	473	54.01	54.01	331237	70.85
M5V	LC0327	TORONTO LCD B	705	53.91	53.91	331942	70.82
M4L	LC0406	TORONTO STN G	268	53.9	53.9	332210	70.8

FSA	Delivery Mode (Route)	Depot	All Points Of Call	Value 1 (%)	Avg Value	Cumulative Points of Call	Cumulative Penetration
M6A	LC0104	TORONTO STN T	625	53.88	53.88	332835	70.77
M8V	LC0413	ETOBICOKE STN N	389	53.83	53.83	333224	70.75
M4K	LC0611	TORONTO STN J	211	53.8	53.8	333435	70.74
M6A	LC0106	TORONTO STN T	119	53.79	53.79	333554	70.74
M6L	LC0319	NORTH YORK STN W	485	53.75	53.75	334039	70.71
M4M	LC0429	TORONTO STN G	273	53.74	53.74	334312	70.7
M1E	LC0427	TORONTO LCD WEST HILL	439	53.71	53.71	334751	70.68
M1P	LC0617	SCARBOROUGH LCD D	164	53.71	53.71	334915	70.67
M8V	LC0403	ETOBICOKE STN N	282	53.66	53.66	335197	70.65
M8V	LC0415	ETOBICOKE STN N	492	53.55	53.55	335689	70.63
M5V	LC0318	TORONTO LCD B	1177	53.52	53.52	336866	70.57
M4A	LC0109	NORTH YORK STN O	244	53.51	53.51	337110	70.56
M6L	LC0316	NORTH YORK STN W	310	53.51	53.51	337420	70.54
M6H	LC0533	TORONTO LCD E	70	53.49	53.49	337490	70.54
M5V	LC0311	TORONTO LCD B	531	53.43	53.43	338021	70.51
M6P	LB0001	TORONTO RPO JUNCTION GDNS	15	53.43	53.43	338036	70.51
M6P	LB0001	TORONTO RPO HIGH PARK	5	53.43	53.43	338041	70.51
M6P	LB0001	TORONTO LCD 3	16	53.43	53.43	338057	70.51
M5R	LC0734	TORONTO LCD P	113	53.37	53.37	338170	70.5
M2J	LC0130	SCARBOROUGH STN F	384	53.36	53.36	338554	70.48
M4V	LC0218	TORONTO LCD Q	665	53.36	53.36	339219	70.45
M5S	LC0706	TORONTO LCD P	262	53.33	53.33	339481	70.44
M5A	LC0023	TORONTO LCD ADELAIDE	742	53.28	53.28	340223	70.4
M6K	LC0037	TORONTO LCD C	1495	53.28	53.28	341718	70.32
M3A	LB0001	NORTH YORK RPO PARKWOODS PLAZA	1	53.23	53.23	341719	70.32
M6G	LC0503	TORONTO LCD E	75	53.05	53.05	341794	70.32
M5S	LC0709	TORONTO LCD P	790	53.03	53.03	342584	70.28
M6M	LC0300	NORTH YORK STN W	587	53.02	53.02	343171	70.25
M1K	LC0064	SCARBOROUGH LCD 11	538	53	53	343709	70.22
M8V	LC0402	ETOBICOKE STN N	514	53	53	344223	70.2
M3N	LC0121	TORONTO LCD DOWNSVIEW C	202	52.93	52.93	344425	70.19
M5C	LC0231	TORONTO LCD 2	63	52.93	52.93	344488	70.18
M9B	LC0054	ETOBICOKE LCD D	209	52.92	52.92	344697	70.17
M4K	LC0607	TORONTO STN J	88	52.9	52.9	344785	70.17
M4G	LC0206	TORONTO STN R	101	52.89	52.89	344886	70.16
M5J	LC0133	TORONTO LCD 1	958	52.85	52.85	345844	70.12
M5V	LC0325	TORONTO LCD B	767	52.82	52.82	346611	70.08
M6P	LC0301	TORONTO LCD 3	621	52.82	52.82	347232	70.05
M6H	LC0539	TORONTO LCD E	106	52.75	52.75	347338	70.04
M1P	LC0635	SCARBOROUGH LCD D	166	52.66	52.66	347504	70.03
M4B	LC0104	NORTH YORK STN O	325	52.64	52.64	347829	70.02
M4V	LC0214	TORONTO LCD Q	308	52.64	52.64	348137	70
M3H	LC0026	TORONTO LCD DOWNSVIEW A	512	52.61	52.61	348649	69.98
M4C	LC0522	TORONTO STN H	301	52.61	52.61	348950	69.96
M9N	LC0434	YORK STN WESTON A	479	52.45	52.45	349429	69.94
M1P	LC0628	SCARBOROUGH LCD D	205	52.44	52.44	349634	69.93
M9V	LC0107	ETOBICOKE STN C	266	52.44	52.44	349900	69.91
M9A	LC0044	ETOBICOKE LCD D	384	52.39	52.39	350284	69.89

FSA	Delivery Mode (Route)	Depot	All Points Of Call	Value 1 (%)	Avg Value	Cumulative Points of Call	Cumulative Penetration
M6E	LB0001	TORONTO RPO EGLINTON-DUFF	3	52.38	52.38	350287	69.89
M6G	LC0510	TORONTO LCD E	43	52.38	52.38	350330	69.89
M9A	LC0016	ETOBICOKE LCD D	329	52.35	52.35	350659	69.88
M4G	LC0220	TORONTO STN R	351	52.32	52.32	351010	69.86
M2N	LC0039	WILLOWDALE LCD N	576	52.23	52.23	351586	69.83
M5S	LC0707	TORONTO LCD P	52	52.13	52.13	351638	69.83
M6M	LC0327	NORTH YORK STN W	344	52.11	52.11	351982	69.81
M3H	LC0010	TORONTO LCD DOWNSVIEW A	282	52.05	52.05	352264	69.8
M1W	LC0153	SCARBOROUGH STN F	539	52.04	52.04	352803	69.77
M6E	LC0616	TORONTO STN L	303	52.01	52.01	353106	69.75
M6G	LC0524	TORONTO LCD E	96	52.01	52.01	353202	69.75
M5S	LC0717	TORONTO LCD P	225	51.99	51.99	353427	69.74
M1E	LC0431	TORONTO LCD WEST HILL	302	51.94	51.94	353729	69.72
M9A	LB0001	ETOBICOKE PO D	0	51.91	51.91	353729	69.72
M4E	LC0532	TORONTO STN H	126	51.9	51.9	353855	69.72
M2M	LC0806	WILLOWDALE LCD 2	264	51.86	51.86	354119	69.7
M4C	LC0511	TORONTO STN H	401	51.84	51.84	354520	69.68
M3M	LC0046	TORONTO LCD DOWNSVIEW A	283	51.8	51.8	354803	69.67
M4M	LC0433	TORONTO STN G	341	51.77	51.77	355144	69.65
M9V	LC0113	ETOBICOKE STN C	282	51.74	51.74	355426	69.64
M4B	LC0110	NORTH YORK STN O	354	51.72	51.72	355780	69.62
M5R	LC0717	TORONTO LCD P	50	51.72	51.72	355830	69.62
M5R	LC0719	TORONTO LCD P	70	51.72	51.72	355900	69.61
M2M	LC0815	WILLOWDALE LCD 2	993	51.7	51.7	356893	69.56
M6E	LC0654	TORONTO STN L	52	51.64	51.64	356945	69.56
M3C	LC0037	TORONTO LCD DON MILLS	0	51.61	51.61	356945	69.56
M5S	LC0702	TORONTO LCD P	38	51.58	51.58	356983	69.56
M6A	LC0111	TORONTO STN T	408	51.55	51.55	357391	69.54
M6H	LC0540	TORONTO LCD E	337	51.54	51.54	357728	69.52
M6H	LC0535	TORONTO LCD E	94	51.49	51.49	357822	69.52
M5G	LC0253	TORONTO LCD 2	100	51.46	51.46	357922	69.51
M4E	LC0528	TORONTO STN H	260	51.44	51.44	358182	69.5
M5A	LC0007	TORONTO LCD ADELAIDE	146	51.43	51.43	358328	69.49
M6E	LC0617	TORONTO STN L	195	51.35	51.35	358523	69.48
M8V	LC0401	ETOBICOKE STN N	418	51.32	51.32	358941	69.46
M6G	LC0513	TORONTO LCD E	105	51.31	51.31	359046	69.45
M8V	LC0419	ETOBICOKE STN N	230	51.26	51.26	359276	69.44
M6P	LC0308	TORONTO LCD 3	73	51.23	51.23	359349	69.44
M4B	LC0107	NORTH YORK STN O	242	51.17	51.17	359591	69.43
M3A	LC0014	TORONTO LCD DON MILLS	581	51.13	51.13	360172	69.4
M6J	LC0062	TORONTO LCD C	151	51.07	51.07	360323	69.39
M5M	LC0401	TORONTO STN S	55	51.05	51.05	360378	69.39
M4Y	LC0106	TORONTO LCD CHARLES ST	856	51.03	51.03	361234	69.34
M4G	LC0204	TORONTO STN R	186	50.97	50.97	361420	69.33
M5H	LB0001	TORONTO RPO BAY ADELAIDE	0	50.96	50.96	361420	69.33
M5H	LC0107	TORONTO LCD 1	0	50.96	50.96	361420	69.33
M5H	LC0109	TORONTO LCD 1	34	50.96	50.96	361454	69.33
M5H	LC0129	TORONTO LCD 1	457	50.96	50.96	361911	69.31
M5J	LC0115	TORONTO LCD 1	139	50.96	50.96	362050	69.3

FSA	Delivery Mode (Route)	Depot	All Points Of Call	Value 1 (%)	Avg Value	Cumulative Points of Call	Cumulative Penetration
M5J	LB0001	TORONTO RPO ROYL BANK PLAZA	15	50.96	50.96	362065	69.3
M5K	LB0001	TORONTO STN TORONTO DOM	0	50.96	50.96	362065	69.3
M3N	LC0134	TORONTO LCD DOWNSVIEW C	163	50.87	50.87	362228	69.29
M6H	LC0546	TORONTO LCD E	166	50.87	50.87	362394	69.28
M5B	LC0223	TORONTO LCD 2	1329	50.86	50.86	363723	69.22
M9A	LC0028	ETOBICOKE LCD D	230	50.83	50.83	363953	69.2
M6G	LC0507	TORONTO LCD E	64	50.7	50.7	364017	69.2
M5P	LC0445	TORONTO STN S	181	50.65	50.65	364198	69.19
M1S	LC0013	TORONTO LCD AGINCOURT	245	50.62	50.62	364443	69.18
M4N	LC0009	TORONTO LCD K	465	50.61	50.61	364908	69.16
M5V	LC0321	TORONTO LCD B	315	50.61	50.61	365223	69.14
M6N	LC0648	TORONTO STN L	204	50.58	50.58	365427	69.13
M6H	LC0543	TORONTO LCD E	168	50.57	50.57	365595	69.12
M6M	LC0315	NORTH YORK STN W	500	50.56	50.56	366095	69.1
M4K	LC0609	TORONTO STN J	73	50.54	50.54	366168	69.09
M6J	LC0059	TORONTO LCD C	42	50.52	50.52	366210	69.09
M4B	LC0114	NORTH YORK STN O	221	50.47	50.47	366431	69.08
M8V	LC0448	ETOBICOKE STN N	638	50.46	50.46	367069	69.05
M1P	LC0629	SCARBOROUGH LCD D	396	50.43	50.43	367465	69.03
M3B	LC0002	TORONTO LCD DON MILLS	201	50.41	50.41	367666	69.02
M6C	LC0617	TORONTO STN L	134	50.34	50.34	367800	69.01
M5A	LC0030	TORONTO LCD ADELAIDE	505	50.29	50.29	368305	68.98
M4W	LC0205	TORONTO LCD F	135	50.28	50.28	368440	68.98
M6H	LC0541	TORONTO LCD E	51	50.22	50.22	368491	68.97
M8V	LC0426	ETOBICOKE STN N	900	50.19	50.19	369391	68.93
M4S	LC0238	TORONTO LCD Q	484	50.17	50.17	369875	68.9
M9M	LC0214	TORONTO LCD WESTON B	465	50.1	50.1	370340	68.88
M2K	LC0909	WILLOWDALE LCD B	859	50.07	50.07	371199	68.84
M6E	LC0622	TORONTO STN L	406	50.07	50.07	371605	68.82
M9R	LC0412	YORK STN WESTON A	559	50.06	50.06	372164	68.79
M5R	LC0729	TORONTO LCD P	25	50.02	50.02	372189	68.79
M6J	LC0057	TORONTO LCD C	147	50.02	50.02	372336	68.78
M1G	LC0702	SCARBOROUGH LCD C	283	49.97	49.97	372619	68.77
M5J	LC0135	TORONTO LCD 1	1010	49.97	49.97	373629	68.71
M5R	LC0714	TORONTO LCD P	189	49.9	49.9	373818	68.7
M9W	LC0014	ETOBICOKE LCD B	618	49.85	49.85	374436	68.67
M4J	LB0001	TORONTO RPO DANFORTH	1	49.69	49.69	374437	68.67
M5P	LC0451	TORONTO STN S	206	49.65	49.65	374643	68.66
M2M	LC0804	WILLOWDALE LCD 2	664	49.62	49.62	375307	68.63
M4G	LC0217	TORONTO STN R	307	49.62	49.62	375614	68.61
M5V	LC0333	TORONTO LCD B	1270	49.52	49.52	376884	68.55
M6B	LC0112	TORONTO STN T	273	49.52	49.52	377157	68.54
M8Y	LC0114	ETOBICOKE LCD U	374	49.52	49.52	377531	68.52
M9V	LC0109	ETOBICOKE STN C	148	49.52	49.52	377679	68.51
M5S	LB0001	TORONTO PO P	0	49.48	49.48	377679	68.51
M6H	LB0001	TORONTO PO E	8	49.48	49.48	377687	68.51
M1T	LC0030	TORONTO LCD AGINCOURT	389	49.47	49.47	378076	68.49
M5J	LC0127	TORONTO LCD 1	835	49.47	49.47	378911	68.45
M9V	LC0111	ETOBICOKE STN C	197	49.46	49.46	379108	68.44

FSA	Delivery Mode (Route)	Depot	All Points Of Call	Value 1 (%)	Avg Value	Cumulative Points of Call	Cumulative Penetration
M6J	LC0070	TORONTO LCD C	31	49.41	49.41	379139	68.44
M6J	LC0071	TORONTO LCD C	132	49.4	49.4	379271	68.43
M1V	LC0309	TORONTO LCD AGINCOURT 4	882	49.2	49.2	380153	68.39
M1L	LC0090	SCARBOROUGH LCD 11	284	49.13	49.13	380437	68.37
M1K	LC0080	SCARBOROUGH LCD 11	216	49.09	49.09	380653	68.36
M4V	LC0253	TORONTO LCD Q	223	49.04	49.04	380876	68.35
M4P	LC0023	TORONTO LCD K	210	48.98	48.98	381086	68.34
M3N	LC0123	TORONTO LCD DOWNSVIEW C	561	48.97	48.97	381647	68.31
M6C	LC0654	TORONTO STN L	89	48.95	48.95	381736	68.3
M1J	LC0054	SCARBOROUGH LCD 11	329	48.94	48.94	382065	68.29
M1W	LC0151	SCARBOROUGH STN F	340	48.94	48.94	382405	68.27
M9V	LC0118	ETOBICOKE STN C	443	48.94	48.94	382848	68.25
M4A	LC0117	NORTH YORK STN O	952	48.84	48.84	383800	68.2
M3M	LC0044	TORONTO LCD DOWNSVIEW A	571	48.8	48.8	384371	68.17
M6E	LC0624	TORONTO STN L	359	48.8	48.8	384730	68.15
M1P	LC0615	SCARBOROUGH LCD D	236	48.77	48.77	384966	68.14
M9A	LC0024	ETOBICOKE LCD D	442	48.75	48.75	385408	68.12
M4L	LC0413	TORONTO STN G	108	48.64	48.64	385516	68.11
M9V	LC0124	ETOBICOKE STN C	409	48.62	48.62	385925	68.09
M2M	LC0823	WILLOWDALE LCD 2	216	48.61	48.61	386141	68.08
M4L	LC0418	TORONTO STN G	13	48.59	48.59	386154	68.08
M3C	LC0046	TORONTO LCD DON MILLS	1138	48.58	48.58	387292	68.02
M6K	LC0041	TORONTO LCD C	907	48.53	48.53	388199	67.98
M4B	LC0103	NORTH YORK STN O	489	48.47	48.47	388688	67.95
M5V	LC0339	TORONTO LCD B	766	48.33	48.33	389454	67.92
M5A	LC0029	TORONTO LCD ADELAIDE	845	48.28	48.28	390299	67.87
M1R	LC0604	SCARBOROUGH LCD D	429	48.27	48.27	390728	67.85
M4S	LC0232	TORONTO LCD Q	713	48.27	48.27	391441	67.82
M5A	LC0021	TORONTO LCD ADELAIDE	548	48.26	48.26	391989	67.79
M4K	LC0621	TORONTO STN J	413	48.24	48.24	392402	67.77
M6J	LC0055	TORONTO LCD C	721	48.23	48.23	393123	67.73
M5A	LC0017	TORONTO LCD ADELAIDE	614	48.19	48.19	393737	67.7
M4S	LC0204	TORONTO LCD Q	494	48.15	48.15	394231	67.68
M1J	LC0052	SCARBOROUGH LCD 11	421	48.1	48.1	394652	67.66
M1J	LB0001	SCARBOROUGH RPO MCCOWAN	2	48.03	48.03	394654	67.66
M9A	LC0040	ETOBICOKE LCD D	390	48.03	48.03	395044	67.64
M4P	LC0018	TORONTO LCD K	462	48	48	395506	67.61
M3H	LC0029	TORONTO LCD DOWNSVIEW A	1172	47.94	47.94	396678	67.56
M4E	LC0530	TORONTO STN H	186	47.94	47.94	396864	67.55
M5R	LC0720	TORONTO LCD P	130	47.94	47.94	396994	67.54
M6L	LC0314	NORTH YORK STN W	312	47.91	47.91	397306	67.52
M4N	LC0003	TORONTO LCD K	458	47.86	47.86	397764	67.5
M9W	LC0008	ETOBICOKE LCD B	358	47.86	47.86	398122	67.48
M6H	LC0537	TORONTO LCD E	44	47.85	47.85	398166	67.48
M3C	LC0045	TORONTO LCD DON MILLS	888	47.8	47.8	399054	67.44
M5M	LC0404	TORONTO STN S	300	47.78	47.78	399354	67.42
M3H	LC0008	TORONTO LCD DOWNSVIEW A	155	47.77	47.77	399509	67.42
M6H	LC0538	TORONTO LCD E	120	47.75	47.75	399629	67.41
M6R	LC0018	TORONTO LCD C	62	47.75	47.75	399691	67.41

FSA	Delivery Mode (Route)	Depot	All Points Of Call	Value 1 (%)	Avg Value	Cumulative Points of Call	Cumulative Penetration
M6H	LC0553	TORONTO LCD E	328	47.74	47.74	400019	67.39
M4S	LC0209	TORONTO LCD Q	455	47.73	47.73	400474	67.37
M5V	LC0324	TORONTO LCD B	1152	47.66	47.66	401626	67.31
M8V	LC0436	ETOBICOKE STN N	121	47.64	47.64	401747	67.31
M9P	LC0425	YORK STN WESTON A	709	47.56	47.56	402456	67.27
M1M	LC0014	SCARBOROUGH LCD 11	315	47.54	47.54	402771	67.26
M3M	LC0049	TORONTO LCD DOWNSVIEW A	156	47.53	47.53	402927	67.25
M1K	LC0061	SCARBOROUGH LCD 11	317	47.49	47.49	403244	67.23
M4E	LC0531	TORONTO STN H	195	47.44	47.44	403439	67.22
L4X	LC0212	MISSISSAUGA LCD 2	0	47.41	47.41	403439	67.22
M8V	LC0434	ETOBICOKE STN N	732	47.4	47.4	404171	67.19
M6J	LC0054	TORONTO LCD C	185	47.35	47.35	404356	67.18
M6C	LC0603	TORONTO STN L	150	47.33	47.33	404506	67.17
M9L	LC0220	TORONTO LCD WESTON B	220	47.32	47.32	404726	67.16
M1B	LC0211	TORONTO LCD MALVERN	653	47.26	47.26	405379	67.13
M3K	LC0044	TORONTO LCD DOWNSVIEW A	30	47.22	47.22	405409	67.13
M1P	LC0638	SCARBOROUGH LCD D	500	47.18	47.18	405909	67.1
M6N	LC0650	TORONTO STN L	232	47.15	47.15	406141	67.09
M1V	LC0326	TORONTO LCD AGINCOURT 4	663	47.14	47.14	406804	67.06
M6M	LC0308	NORTH YORK STN W	201	47.1	47.1	407005	67.05
M5C	LC0235	TORONTO LCD 2	85	47.08	47.08	407090	67.04
M6K	LC0049	TORONTO LCD C	0	47.03	47.03	407090	67.04
M4J	LC0622	TORONTO STN J	191	47.02	47.02	407281	67.03
M5C	LC0207	TORONTO LCD 2	0	46.98	46.98	407281	67.03
M5C	LC0229	TORONTO LCD 2	89	46.98	46.98	407370	67.03
M5C	LC0237	TORONTO LCD 2	179	46.98	46.98	407549	67.02
M5C	LC0239	TORONTO LCD 2	518	46.98	46.98	408067	67
M5E	LC0239	TORONTO LCD 2	76	46.98	46.98	408143	66.99
M5C	LB0001	TORONTO PO ADELAIDE	16	46.98	46.98	408159	66.99
M2J	LC0134	SCARBOROUGH STN F	674	46.96	46.96	408833	66.96
M6R	LC0006	TORONTO LCD C	284	46.95	46.95	409117	66.94
M6R	LC0012	TORONTO LCD C	78	46.88	46.88	409195	66.94
M6E	LC0637	TORONTO STN L	332	46.83	46.83	409527	66.92
M6J	LC0051	TORONTO LCD C	52	46.83	46.83	409579	66.92
M8Y	LC0102	ETOBICOKE LCD U	531	46.83	46.83	410110	66.9
M9B	LC0039	ETOBICOKE LCD D	245	46.8	46.8	410355	66.88
M6G	LC0532	TORONTO LCD E	0	46.77	46.77	410355	66.88
M3M	LC0047	TORONTO LCD DOWNSVIEW A	283	46.76	46.76	410638	66.87
M9V	LC0122	ETOBICOKE STN C	288	46.7	46.7	410926	66.86
M4G	LC0218	TORONTO STN R	476	46.67	46.67	411402	66.83
M3N	LC0135	TORONTO LCD DOWNSVIEW C	192	46.58	46.58	411594	66.82
M6C	LC0656	TORONTO STN L	115	46.57	46.57	411709	66.82
M1G	LC0708	SCARBOROUGH LCD C	214	46.51	46.51	411923	66.81
M5R	LC0735	TORONTO LCD P	83	46.5	46.5	412006	66.8
M3H	LC0028	TORONTO LCD DOWNSVIEW A	190	46.42	46.42	412196	66.79
M2L	LC0301	WILLOWDALE LCD L	189	46.41	46.41	412385	66.78
M5V	LC0332	TORONTO LCD B	433	46.33	46.33	412818	66.76
M1P	LB0001	SCARBOROUGH RPO TOWN CENTRE	3	46.31	46.31	412821	66.76

FSA	Delivery Mode (Route)	Depot	All Points Of Call	Value 1 (%)	Avg Value	Cumulative Points of Call	Cumulative Penetration
M6P	LC0303	TORONTO LCD 3	10	46.28	46.28	412831	66.76
M5R	LC0725	TORONTO LCD P	255	46.25	46.25	413086	66.75
M9L	LC0221	TORONTO LCD WESTON B	97	46.24	46.24	413183	66.74
M4M	LC0437	TORONTO STN G	462	46.07	46.07	413645	66.72
M2R	LC0504	WILLOWDALE STN D	556	46.02	46.02	414201	66.69
M5A	LC0019	TORONTO LCD ADELAIDE	581	46	46	414782	66.66
M4L	LC0414	TORONTO STN G	125	45.93	45.93	414907	66.66
M6G	LC0512	TORONTO LCD E	72	45.89	45.89	414979	66.65
M6K	LC0036	TORONTO LCD C	65	45.88	45.88	415044	66.65
M6A	LC0115	TORONTO STN T	186	45.87	45.87	415230	66.64
M4M	LC0439	TORONTO STN G	253	45.82	45.82	415483	66.63
M9C	LC0221	ETOBICOKE LCD A	365	45.76	45.76	415848	66.61
M4V	LC0229	TORONTO LCD Q	183	45.73	45.73	416031	66.6
M9A	LC0013	ETOBICOKE LCD D	387	45.7	45.7	416418	66.58
M2M	LC0803	WILLOWDALE LCD 2	452	45.69	45.69	416870	66.56
M9W	LC0016	ETOBICOKE LCD B	420	45.68	45.68	417290	66.54
M1H	LC0710	SCARBOROUGH LCD C	210	45.59	45.59	417500	66.53
M6P	LC0323	TORONTO LCD 3	313	45.49	45.49	417813	66.51
M6R	LC0022	TORONTO LCD C	78	45.47	45.47	417891	66.51
M6G	LC0517	TORONTO LCD E	59	45.45	45.45	417950	66.51
M6A	LC0133	TORONTO STN T	652	45.39	45.39	418602	66.47
M4L	LC0410	TORONTO STN G	268	45.3	45.3	418870	66.46
M4N	LC0007	TORONTO LCD K	225	45.29	45.29	419095	66.45
M3H	LC0004	TORONTO LCD DOWNSVIEW A	277	45.25	45.25	419372	66.43
M6B	LC0117	TORONTO STN T	217	45.24	45.24	419589	66.42
M6G	LC0515	TORONTO LCD E	90	45.24	45.24	419679	66.42
M5P	LC0449	TORONTO STN S	178	45.23	45.23	419857	66.41
M8V	LC0422	ETOBICOKE STN N	656	45.23	45.23	420513	66.38
M1H	LC0725	SCARBOROUGH LCD C	168	45.22	45.22	420681	66.37
M2M	LC0814	WILLOWDALE LCD 2	660	45.21	45.21	421341	66.33
M4W	LC0201	TORONTO LCD F	277	45.18	45.18	421618	66.32
M6H	LC0551	TORONTO LCD E	73	45.14	45.14	421691	66.32
M6C	LC0612	TORONTO STN L	327	45.11	45.11	422018	66.3
M5R	LB0001	TORONTO RPO AVENUE ROAD	0	45.06	45.06	422018	66.3
M4V	LC0223	TORONTO LCD Q	803	44.98	44.98	422821	66.26
M4V	LC0225	TORONTO LCD Q	26	44.98	44.98	422847	66.26
M6R	LC0010	TORONTO LCD C	54	44.92	44.92	422901	66.26
M4R	LC0004	TORONTO LCD K	132	44.84	44.84	423033	66.25
M5P	LC0440	TORONTO STN S	215	44.83	44.83	423248	66.24
M6H	LB0001	TORONTO RPO GALLERIA	1	44.73	44.73	423249	66.24
M4S	LC0236	TORONTO LCD Q	932	44.69	44.69	424181	66.19
M6K	LC0029	TORONTO LCD C	915	44.69	44.69	425096	66.15
M3H	LC0016	TORONTO LCD DOWNSVIEW A	328	44.66	44.66	425424	66.13
M1T	LC0034	TORONTO LCD AGINCOURT	0	44.64	44.64	425424	66.13
M2K	LC0907	WILLOWDALE LCD B	402	44.61	44.61	425826	66.11
M6H	LC0532	TORONTO LCD E	19	44.54	44.54	425845	66.11
M3M	LC0043	TORONTO LCD DOWNSVIEW A	436	44.47	44.47	426281	66.09
M9V	LC0125	ETOBICOKE STN C	152	44.45	44.45	426433	66.08
M5V	LC0329	TORONTO LCD B	698	44.43	44.43	427131	66.04

FSA	Delivery Mode (Route)	Depot	All Points Of Call	Value 1 (%)	Avg Value	Cumulative Points of Call	Cumulative Penetration
M6R	LC0005	TORONTO LCD C	64	44.41	44.41	427195	66.04
M8V	LC0430	ETOBICOKE STN N	497	44.4	44.4	427692	66.01
M1T	LC0041	TORONTO LCD AGINCOURT	0	44.39	44.39	427692	66.01
M8X	LC0007	ETOBICOKE LCD D	430	44.34	44.34	428122	65.99
M2R	LC0506	WILLOWDALE STN D	534	44.27	44.27	428656	65.96
M5C	LC0233	TORONTO LCD 2	258	44.21	44.21	428914	65.95
M1G	LC0711	SCARBOROUGH LCD C	189	44.19	44.19	429103	65.94
M6G	LC0521	TORONTO LCD E	27	44.16	44.16	429130	65.94
M1N	LC0028	SCARBOROUGH LCD 11	276	44.15	44.15	429406	65.93
M6N	LC0656	TORONTO STN L	21	44.13	44.13	429427	65.93
M5N	LC0432	TORONTO STN S	86	43.97	43.97	429513	65.92
M8V	LC0428	ETOBICOKE STN N	503	43.95	43.95	430016	65.9
M6N	LC0657	TORONTO STN L	336	43.94	43.94	430352	65.88
M9A	LC0032	ETOBICOKE LCD D	667	43.88	43.88	431019	65.84
M9V	LC0114	ETOBICOKE STN C	455	43.84	43.84	431474	65.82
M2M	LC0805	WILLOWDALE LCD 2	251	43.83	43.83	431725	65.81
M6J	LC0053	TORONTO LCD C	111	43.81	43.81	431836	65.8
M1K	LC0078	SCARBOROUGH LCD 11	656	43.79	43.79	432492	65.77
M5P	LC0438	TORONTO STN S	490	43.79	43.79	432982	65.74
M6H	LC0534	TORONTO LCD E	52	43.76	43.76	433034	65.74
M6A	LC0124	TORONTO STN T	378	43.75	43.75	433412	65.72
M2R	LC0523	WILLOWDALE STN D	566	43.69	43.69	433978	65.69
M1E	LB0001	SCARBOROUGH RPO GUILDWOOD PLAZA	0	43.68	43.68	433978	65.69
M4L	LC0411	TORONTO STN G	57	43.68	43.68	434035	65.69
M6H	LC0542	TORONTO LCD E	13	43.66	43.66	434048	65.69
M5R	LC0737	TORONTO LCD P	204	43.65	43.65	434252	65.68
M9W	LC0003	ETOBICOKE LCD B	136	43.63	43.63	434388	65.67
M9C	LC0223	ETOBICOKE LCD A	218	43.62	43.62	434606	65.66
M2K	LC0904	WILLOWDALE LCD B	284	43.59	43.59	434890	65.65
M6R	LC0009	TORONTO LCD C	63	43.56	43.56	434953	65.64
M6R	LC0001	TORONTO LCD C	66	43.55	43.55	435019	65.64
M1N	LC0029	SCARBOROUGH LCD 11	202	43.52	43.52	435221	65.63
M4W	LC0202	TORONTO LCD F	818	43.5	43.5	436039	65.59
M5J	LC0121	TORONTO LCD 1	516	43.5	43.5	436555	65.56
M1R	LC0603	SCARBOROUGH LCD D	0	43.45	43.45	436555	65.56
M4T	LC0251	TORONTO LCD Q	491	43.41	43.41	437046	65.54
M4M	LC0427	TORONTO STN G	228	43.35	43.35	437274	65.53
M5B	LC0225	TORONTO LCD 2	947	43.34	43.34	438221	65.48
M5P	LC0448	TORONTO STN S	84	43.33	43.33	438305	65.47
M8W	LC0440	ETOBICOKE STN N	394	43.32	43.32	438699	65.45
M5S	LC0721	TORONTO LCD P	142	43.31	43.31	438841	65.45
M8V	LC0424	ETOBICOKE STN N	720	43.26	43.26	439561	65.41
M9V	LC0116	ETOBICOKE STN C	340	43.24	43.24	439901	65.39
M6B	LC0124	TORONTO STN T	135	43.19	43.19	440036	65.39
M9N	LC0441	YORK STN WESTON A	449	43.17	43.17	440485	65.36
M6P	LC0307	TORONTO LCD 3	428	43.16	43.16	440913	65.34
M3H	LC0005	TORONTO LCD DOWNSVIEW A	393	43.12	43.12	441306	65.32
M2J	LC0118	SCARBOROUGH STN F	857	43.04	43.04	442163	65.28

FSA	Delivery Mode (Route)	Depot	All Points Of Call	Value 1 (%)	Avg Value	Cumulative Points of Call	Cumulative Penetration
M1L	LB0001	SCARBOROUGH RPO EGLINTON SQUARE	4	42.99	42.99	442167	65.28
M4J	LC0620	TORONTO STN J	145	42.98	42.98	442312	65.27
M6A	LB0001	NORTH YORK RPO DUFFERIN	6	42.85	42.85	442318	65.27
M6A	LC0123	TORONTO STN T	0	42.85	42.85	442318	65.27
M3M	LC0048	TORONTO LCD DOWNSVIEW A	154	42.68	42.68	442472	65.26
M6K	LC0032	TORONTO LCD C	28	42.68	42.68	442500	65.26
M4S	LC0211	TORONTO LCD Q	351	42.66	42.66	442851	65.25
M5A	LC0028	TORONTO LCD ADELAIDE	1102	42.65	42.65	443953	65.19
M5P	LC0442	TORONTO STN S	132	42.65	42.65	444085	65.18
M6G	LC0514	TORONTO LCD E	22	42.65	42.65	444107	65.18
M8Y	LC0107	ETOBICOKE LCD U	473	42.64	42.64	444580	65.16
M6J	LC0060	TORONTO LCD C	68	42.6	42.6	444648	65.15
M4A	LC0115	NORTH YORK STN O	300	42.5	42.5	444948	65.14
M3L	LC0038	TORONTO LCD DOWNSVIEW A	169	42.49	42.49	445117	65.13
M9V	LC0104	ETOBICOKE STN C	324	42.49	42.49	445441	65.11
M4K	LC0615	TORONTO STN J	150	42.46	42.46	445591	65.11
M4L	LC0408	TORONTO STN G	123	42.45	42.45	445714	65.1
M2P	LC0316	WILLOWDALE LCD L	194	42.4	42.4	445908	65.09
M9R	LC0404	YORK STN WESTON A	491	42.4	42.4	446399	65.06
M4R	LC0019	TORONTO LCD K	12	42.38	42.38	446411	65.06
M5C	LC0241	TORONTO LCD 2	173	42.38	42.38	446584	65.06
M2N	LC0016	WILLOWDALE LCD N	785	42.36	42.36	447369	65.02
M6B	LC0114	TORONTO STN T	218	42.36	42.36	447587	65
M9A	LC0015	ETOBICOKE LCD D	356	42.35	42.35	447943	64.99
M9V	LC0112	ETOBICOKE STN C	443	42.3	42.3	448386	64.96
M3K	LC0033	TORONTO LCD DOWNSVIEW A	172	42.29	42.29	448558	64.96
M2M	LC0811	WILLOWDALE LCD 2	435	42.27	42.27	448993	64.93
M2H	LC0825	WILLOWDALE LCD 2	392	42.25	42.25	449385	64.91
M6H	LC0519	TORONTO LCD E	59	42.22	42.22	449444	64.91
M5R	LC0736	TORONTO LCD P	115	42.21	42.21	449559	64.9
L4X	LC0227	MISSISSAUGA LCD 2	54	42.18	42.18	449613	64.9
M2L	LC0302	WILLOWDALE LCD L	124	42.18	42.18	449737	64.9
M4L	LC0417	TORONTO STN G	107	42.15	42.15	449844	64.89
M5E	LC0241	TORONTO LCD 2	264	42.14	42.14	450108	64.88
M6P	LC0322	TORONTO LCD 3	327	42.05	42.05	450435	64.86
M1P	LC0637	SCARBOROUGH LCD D	400	42.03	42.03	450835	64.84
M6C	LC0608	TORONTO STN L	144	42.03	42.03	450979	64.83
M6S	LC0344	TORONTO LCD 3	90	42.03	42.03	451069	64.83
M2M	LC0826	WILLOWDALE LCD 2	208	41.99	41.99	451277	64.82
M4W	LC0203	TORONTO LCD F	44	41.95	41.95	451321	64.82
M2M	LC0807	WILLOWDALE LCD 2	98	41.91	41.91	451419	64.81
M4K	LC0605	TORONTO STN J	75	41.9	41.9	451494	64.81
M5V	LC0331	TORONTO LCD B	448	41.9	41.9	451942	64.78
M9W	LC0010	ETOBICOKE LCD B	181	41.89	41.89	452123	64.77
M4L	LC0419	TORONTO STN G	10	41.85	41.85	452133	64.77
M6S	LC0340	TORONTO LCD 3	150	41.85	41.85	452283	64.77
M3C	LC0039	TORONTO LCD DON MILLS	166	41.83	41.83	452449	64.76
M6N	LC0642	TORONTO STN L	205	41.82	41.82	452654	64.75
M2J	LC0106	SCARBOROUGH STN F	182	41.81	41.81	452836	64.74

FSA	Delivery Mode (Route)	Depot	All Points Of Call	Value 1 (%)	Avg Value	Cumulative Points of Call	Cumulative Penetration
M1T	LC0026	TORONTO LCD AGINCOURT	217	41.8	41.8	453053	64.73
M1K	LC0065	SCARBOROUGH LCD 11	252	41.77	41.77	453305	64.72
M9V	LC0123	ETOBICOKE STN C	201	41.72	41.72	453506	64.7
M6E	LC0621	TORONTO STN L	67	41.71	41.71	453573	64.7
M3J	LC0105	TORONTO LCD DOWNSVIEW C	310	41.67	41.67	453883	64.69
M1P	LC0626	SCARBOROUGH LCD D	631	41.64	41.64	454514	64.65
M6G	LC0516	TORONTO LCD E	57	41.56	41.56	454571	64.65
M4L	LC0409	TORONTO STN G	169	41.49	41.49	454740	64.64
M1M	LC0016	SCARBOROUGH LCD 11	172	41.44	41.44	454912	64.63
M1P	LC0631	SCARBOROUGH LCD D	407	41.41	41.41	455319	64.61
M1M	LC0005	SCARBOROUGH LCD 11	211	41.39	41.39	455530	64.6
M4S	LC0205	TORONTO LCD Q	171	41.39	41.39	455701	64.59
M1P	LC0639	SCARBOROUGH LCD D	970	41.33	41.33	456671	64.54
M8V	LC0408	ETOBICOKE STN N	525	41.29	41.29	457196	64.52
M6A	LC0125	TORONTO STN T	3	41.21	41.21	457199	64.52
M2M	LC0812	WILLOWDALE LCD 2	242	41.2	41.2	457441	64.5
M2J	LC0115	SCARBOROUGH STN F	508	41.16	41.16	457949	64.48
M2N	LC0037	WILLOWDALE LCD N	751	41.12	41.12	458700	64.44
M4M	LC0428	TORONTO STN G	144	41.08	41.08	458844	64.43
M9R	LC0409	YORK STN WESTON A	890	41.08	41.08	459734	64.39
M9V	LC0121	ETOBICOKE STN C	320	41.08	41.08	460054	64.37
M6A	LC0127	TORONTO STN T	49	41.06	41.06	460103	64.37
M9V	LB0001	ETOBICOKE RPO THISTLETOWN	0	41.04	41.04	460103	64.37
M3B	LC0001	TORONTO LCD DON MILLS	0	41	41	460103	64.37
M4V	LC0227	TORONTO LCD Q	82	40.99	40.99	460185	64.37
M1M	LC0006	SCARBOROUGH LCD 11	401	40.98	40.98	460586	64.34
M8Z	LC0133	ETOBICOKE LCD U	12	40.97	40.97	460598	64.34
M6C	LC0606	TORONTO STN L	135	40.94	40.94	460733	64.34
M4J	LC0633	TORONTO STN J	259	40.81	40.81	460992	64.32
M4M	LC0434	TORONTO STN G	185	40.77	40.77	461177	64.31
M1R	LC0608	SCARBOROUGH LCD D	239	40.73	40.73	461416	64.3
M4L	LC0412	TORONTO STN G	119	40.73	40.73	461535	64.3
M6J	LC0074	TORONTO LCD C	86	40.66	40.66	461621	64.29
M1P	LC0621	SCARBOROUGH LCD D	168	40.58	40.58	461789	64.28
M1R	LC0607	SCARBOROUGH LCD D	0	40.5	40.5	461789	64.28
M6E	LC0628	TORONTO STN L	144	40.49	40.49	461933	64.28
M4W	LC0210	TORONTO LCD F	213	40.4	40.4	462146	64.26
M2R	LC0500	WILLOWDALE STN D	177	40.35	40.35	462323	64.26
M4J	LC0628	TORONTO STN J	114	40.27	40.27	462437	64.25
M4J	LC0636	TORONTO STN J	427	40.23	40.23	462864	64.23
M1W	LC0137	SCARBOROUGH STN F	551	40.19	40.19	463415	64.2
M3J	LC0106	TORONTO LCD DOWNSVIEW C	383	40.17	40.17	463798	64.18
M2N	LC0049	WILLOWDALE LCD N	292	40.11	40.11	464090	64.16
M5A	LC0032	TORONTO LCD ADELAIDE	717	40.09	40.09	464807	64.13
M5A	LB0001	TORONTO RPO CORKTOWN	3	40.09	40.09	464810	64.13
M5A	LB0001	TORONTO RPO CABBAGETOWN	0	40.09	40.09	464810	64.13
M6J	LC0064	TORONTO LCD C	63	40.09	40.09	464873	64.12
M9P	LC0424	YORK STN WESTON A	455	40.07	40.07	465328	64.1
M1L	LC0048	SCARBOROUGH LCD 11	285	40.06	40.06	465613	64.09

FSA	Delivery Mode (Route)	Depot	All Points Of Call	Value 1 (%)	Avg Value	Cumulative Points of Call	Cumulative Penetration
M2K	LC0908	WILLOWDALE LCD B	489	40	40	466102	64.06
M9V	LC0102	ETOBICOKE STN C	136	39.96	39.96	466238	64.05
M2R	LC0502	WILLOWDALE STN D	197	39.91	39.91	466435	64.04
M1S	LC0034	TORONTO LCD AGINCOURT	345	39.86	39.86	466780	64.02
M1L	LC0073	SCARBOROUGH LCD 11	75	39.85	39.85	466855	64.02
M1V	LC0320	TORONTO LCD AGINCOURT 4	475	39.83	39.83	467330	64
M9R	LC0411	YORK STN WESTON A	395	39.83	39.83	467725	63.98
M3N	LC0124	TORONTO LCD DOWNSVIEW C	547	39.82	39.82	468272	63.95
M2N	LC0053	WILLOWDALE LCD N	830	39.75	39.75	469102	63.91
M6E	LC0629	TORONTO STN L	56	39.66	39.66	469158	63.9
M4J	LC0637	TORONTO STN J	132	39.64	39.64	469290	63.9
M3H	LC0027	TORONTO LCD DOWNSVIEW A	417	39.59	39.59	469707	63.87
M2N	LC0055	WILLOWDALE LCD N	246	39.55	39.55	469953	63.86
M2N	LC0040	WILLOWDALE LCD N	0	39.5	39.5	469953	63.86
M2N	LC0027	WILLOWDALE LCD N	639	39.48	39.48	470592	63.83
M1W	LC0136	SCARBOROUGH STN F	653	39.46	39.46	471245	63.79
M2N	LC0022	WILLOWDALE LCD N	696	39.46	39.46	471941	63.76
M2N	LC0019	WILLOWDALE LCD N	738	39.45	39.45	472679	63.72
M3N	LC0127	TORONTO LCD DOWNSVIEW C	618	39.44	39.44	473297	63.69
M4M	LC0432	TORONTO STN G	742	39.4	39.4	474039	63.65
M9C	LC0208	ETOBICOKE LCD A	668	39.35	39.35	474707	63.62
M4T	LC0247	TORONTO LCD Q	161	39.25	39.25	474868	63.61
M2H	LC0827	WILLOWDALE LCD 2	174	39.23	39.23	475042	63.6
M5R	LC0741	TORONTO LCD P	119	39.19	39.19	475161	63.59
M4L	LC0407	TORONTO STN G	171	39.18	39.18	475332	63.58
M4E	LC0537	TORONTO STN H	109	39.17	39.17	475441	63.58
M4M	LC0426	TORONTO STN G	50	39.17	39.17	475491	63.58
M2H	LC0829	WILLOWDALE LCD 2	559	39.15	39.15	476050	63.55
M2J	LC0101	SCARBOROUGH STN F	135	39.13	39.13	476185	63.54
M6H	LC0545	TORONTO LCD E	37	39.12	39.12	476222	63.54
M6A	LC0129	TORONTO STN T	0	39.1	39.1	476222	63.54
M4V	LC0255	TORONTO LCD Q	376	39.05	39.05	476598	63.52
M5P	LC0439	TORONTO STN S	159	39	39	476757	63.51
M9M	LC0220	TORONTO LCD WESTON B	164	38.98	38.98	476921	63.5
M6S	LC0330	TORONTO LCD 3	285	38.97	38.97	477206	63.49
M9M	LC0208	TORONTO LCD WESTON B	233	38.92	38.92	477439	63.48
M3C	LC0022	TORONTO LCD DON MILLS	85	38.9	38.9	477524	63.47
M9L	LC0218	TORONTO LCD WESTON B	0	38.9	38.9	477524	63.47
M6J	LC0058	TORONTO LCD C	46	38.89	38.89	477570	63.47
M1E	LC0441	TORONTO LCD WEST HILL	77	38.87	38.87	477647	63.47
M1N	LC0026	SCARBOROUGH LCD 11	732	38.85	38.85	478379	63.43
M9R	LC0401	YORK STN WESTON A	0	38.76	38.76	478379	63.43
M2J	LC0104	SCARBOROUGH STN F	465	38.74	38.74	478844	63.4
M2N	LC0033	WILLOWDALE LCD N	903	38.74	38.74	479747	63.36
M3J	LC0103	TORONTO LCD DOWNSVIEW C	210	38.71	38.71	479957	63.35
M2N	LC0024	WILLOWDALE LCD N	842	38.69	38.69	480799	63.3
M9N	LC0437	YORK STN WESTON A	84	38.68	38.68	480883	63.3
M4E	LC0522	TORONTO STN H	149	38.66	38.66	481032	63.29
M1B	LC0222	TORONTO LCD MALVERN	566	38.65	38.65	481598	63.26

FSA	Delivery Mode (Route)	Depot	All Points Of Call	Value 1 (%)	Avg Value	Cumulative Points of Call	Cumulative Penetration
M4M	LC0431	TORONTO STN G	135	38.62	38.62	481733	63.26
M5V	LC0310	TORONTO LCD B	1142	38.59	38.59	482875	63.2
M6B	LC0106	TORONTO STN T	20	38.59	38.59	482895	63.2
M8X	LC0002	ETOBICOKE LCD D	242	38.58	38.58	483137	63.18
M1R	LC0612	SCARBOROUGH LCD D	258	38.55	38.55	483395	63.17
M1R	LC0606	SCARBOROUGH LCD D	328	38.46	38.46	483723	63.15
M6R	LC0008	TORONTO LCD C	264	38.45	38.45	483987	63.14
M4M	LC0424	TORONTO STN G	90	38.34	38.34	484077	63.14
M1K	LC0070	SCARBOROUGH LCD 11	517	38.33	38.33	484594	63.11
M9C	LC0224	ETOBICOKE LCD A	75	38.3	38.3	484669	63.11
M3B	LC0006	TORONTO LCD DON MILLS	247	38.27	38.27	484916	63.09
M4L	LC0421	TORONTO STN G	28	38.24	38.24	484944	63.09
M6P	LC0327	TORONTO LCD 3	89	38.18	38.18	485033	63.09
M4G	LC0213	TORONTO STN R	218	38.15	38.15	485251	63.08
M9A	LC0018	ETOBICOKE LCD D	375	38.13	38.13	485626	63.06
M3K	LC0031	TORONTO LCD DOWNSVIEW A	91	38.1	38.1	485717	63.05
M9B	LC0064	ETOBICOKE LCD D	566	38.08	38.08	486283	63.02
M2R	LC0511	WILLOWDALE STN D	558	37.97	37.97	486841	62.99
M1S	LC0038	TORONTO LCD AGINCOURT	1093	37.89	37.89	487934	62.94
M6N	LC0651	TORONTO STN L	37	37.89	37.89	487971	62.94
M1W	LC0156	SCARBOROUGH STN F	323	37.81	37.81	488294	62.92
M1K	LC0059	SCARBOROUGH LCD 11	424	37.76	37.76	488718	62.9
M6P	LC0311	TORONTO LCD 3	27	37.73	37.73	488745	62.9
M2L	LC0306	WILLOWDALE LCD L	119	37.71	37.71	488864	62.89
M3J	LC0112	TORONTO LCD DOWNSVIEW C	111	37.7	37.7	488975	62.88
M2N	LC0041	WILLOWDALE LCD N	230	37.6	37.6	489205	62.87
M4K	LC0610	TORONTO STN J	103	37.59	37.59	489308	62.87
M9R	LC0410	YORK STN WESTON A	937	37.5	37.5	490245	62.82
M2M	LC0819	WILLOWDALE LCD 2	618	37.48	37.48	490863	62.79
M3B	LC0037	TORONTO LCD DON MILLS	0	37.48	37.48	490863	62.79
M4W	LC0214	TORONTO LCD F	392	37.48	37.48	491255	62.77
M9V	LC0105	ETOBICOKE STN C	134	37.48	37.48	491389	62.76
M9A	LB0001	ETOBICOKE RPO THORNCREST	0	37.42	37.42	491389	62.76
M9A	LB0001	ETOBICOKE RPO HUMBERTOWN CTR	3	37.42	37.42	491392	62.76
M2N	LC0018	WILLOWDALE LCD N	392	37.36	37.36	491784	62.74
M1K	LC0068	SCARBOROUGH LCD 11	623	37.32	37.32	492407	62.71
M2J	LC0107	SCARBOROUGH STN F	242	37.24	37.24	492649	62.69
M9R	LC0413	YORK STN WESTON A	270	37.22	37.22	492919	62.68
M4J	LC0642	TORONTO STN J	49	37.15	37.15	492968	62.68
M8Y	LC0103	ETOBICOKE LCD U	372	37.14	37.14	493340	62.66
M3A	LC0025	TORONTO LCD DON MILLS	462	37.12	37.12	493802	62.63
M2N	LC0021	WILLOWDALE LCD N	663	37.06	37.06	494465	62.6
M4L	LC0402	TORONTO STN G	257	36.97	36.97	494722	62.59
M3J	LC0108	TORONTO LCD DOWNSVIEW C	232	36.96	36.96	494954	62.58
M4L	LC0420	TORONTO STN G	10	36.95	36.95	494964	62.57
M4M	LC0435	TORONTO STN G	59	36.94	36.94	495023	62.57
M1S	LC0041	TORONTO LCD AGINCOURT	353	36.91	36.91	495376	62.55
M8Z	LC0125	ETOBICOKE LCD U	93	36.84	36.84	495469	62.55
M4G	LC0214	TORONTO STN R	164	36.82	36.82	495633	62.54

FSA	Delivery Mode (Route)	Depot	All Points Of Call	Value 1 (%)	Avg Value	Cumulative Points of Call	Cumulative Penetration
M4L	LC0422	TORONTO STN G	46	36.82	36.82	495679	62.54
M6C	LC0613	TORONTO STN L	123	36.81	36.81	495802	62.53
M4L	LC0441	TORONTO STN G	102	36.75	36.75	495904	62.53
M9W	LC0005	ETOBICOKE LCD B	100	36.75	36.75	496004	62.52
M6B	LC0110	TORONTO STN T	204	36.71	36.71	496208	62.51
M4C	LC0520	TORONTO STN H	161	36.62	36.62	496369	62.5
M4M	LC0423	TORONTO STN G	31	36.6	36.6	496400	62.5
M1P	LC0625	SCARBOROUGH LCD D	139	36.55	36.55	496539	62.49
M9B	LB0001	ETOBICOKE RPO THE EAST MALL	0	36.55	36.55	496539	62.49
M1K	LC0066	SCARBOROUGH LCD 11	596	36.54	36.54	497135	62.46
M2N	LC0045	WILLOWDALE LCD N	312	36.43	36.43	497447	62.45
M3K	LC0034	TORONTO LCD DOWNSVIEW A	56	36.4	36.4	497503	62.44
M4C	LC0504	TORONTO STN H	915	36.4	36.4	498418	62.39
M1B	LC0213	TORONTO LCD MALVERN	300	36.39	36.39	498718	62.38
M2N	LC0002	WILLOWDALE LCD N	549	36.37	36.37	499267	62.35
M3A	LC0012	TORONTO LCD DON MILLS	152	36.32	36.32	499419	62.34
M3H	LC0013	TORONTO LCD DOWNSVIEW A	98	36.31	36.31	499517	62.34
M1W	LC0157	SCARBOROUGH STN F	382	36.25	36.25	499899	62.32
M1J	LC0049	SCARBOROUGH LCD 11	220	36.23	36.23	500119	62.31
M1R	LC0614	SCARBOROUGH LCD D	107	36.16	36.16	500226	62.3
M6S	LC0341	TORONTO LCD 3	72	36.15	36.15	500298	62.3
M4W	LC0204	TORONTO LCD F	756	36.14	36.14	501054	62.26
M8X	LC0011	ETOBICOKE LCD D	138	36.14	36.14	501192	62.25
M2P	LC0310	WILLOWDALE LCD L	118	36.12	36.12	501310	62.24
M6M	LC0310	NORTH YORK STN W	82	35.99	35.99	501392	62.24
M6J	LB0001	TORONTO RPO DUNDAS DOVERCRT	3	35.97	35.97	501395	62.24
M6A	LC0126	TORONTO STN T	84	35.95	35.95	501479	62.23
M2K	LC0902	WILLOWDALE LCD B	159	35.94	35.94	501638	62.23
M1B	LC0223	TORONTO LCD MALVERN	223	35.85	35.85	501861	62.21
M6G	LC0525	TORONTO LCD E	16	35.84	35.84	501877	62.21
M5P	LC0441	TORONTO STN S	142	35.81	35.81	502019	62.21
M9C	LC0215	ETOBICOKE LCD A	602	35.8	35.8	502621	62.17
M6N	LC0645	TORONTO STN L	73	35.69	35.69	502694	62.17
M2J	LC0116	SCARBOROUGH STN F	141	35.64	35.64	502835	62.16
M1T	LC0033	TORONTO LCD AGINCOURT	102	35.58	35.58	502937	62.16
M8Z	LC0129	ETOBICOKE LCD U	285	35.56	35.56	503222	62.14
M2K	LC0911	WILLOWDALE LCD B	1162	35.55	35.55	504384	62.08
M1J	LC0038	SCARBOROUGH LCD 11	191	35.44	35.44	504575	62.07
M5M	LC0418	TORONTO STN S	101	35.44	35.44	504676	62.07
M1S	LC0039	TORONTO LCD AGINCOURT	594	35.41	35.41	505270	62.04
M4J	LC0644	TORONTO STN J	64	35.38	35.38	505334	62.03
M2J	LC0105	SCARBOROUGH STN F	0	35.33	35.33	505334	62.03
M4C	LC0513	TORONTO STN H	25	35.3	35.3	505359	62.03
M6H	LC0554	TORONTO LCD E	149	35.25	35.25	505508	62.02
M8V	LC0418	ETOBICOKE STN N	543	35.23	35.23	506051	61.99
M2J	LC0122	SCARBOROUGH STN F	852	35.22	35.22	506903	61.95
M4E	LC0524	TORONTO STN H	124	35.16	35.16	507027	61.94
M1B	LC0221	TORONTO LCD MALVERN	0	35.14	35.14	507027	61.94

FSA	Delivery Mode (Route)	Depot	All Points Of Call	Value 1 (%)	Avg Value	Cumulative Points of Call	Cumulative Penetration
M8X	LC0008	ETOBICOKE LCD D	164	35.11	35.11	507191	61.93
M1N	LC0024	SCARBOROUGH LCD 11	204	35.09	35.09	507395	61.92
M9W	LC0020	ETOBICOKE LCD B	191	35.07	35.07	507586	61.91
M2N	LC0025	WILLOWDALE LCD N	515	35.03	35.03	508101	61.89
M4E	LC0538	TORONTO STN H	215	35.03	35.03	508316	61.87
M2M	LC0808	WILLOWDALE LCD 2	169	34.98	34.98	508485	61.87
M4R	LC0031	TORONTO LCD K	37	34.93	34.93	508522	61.86
M4C	LB0001	TORONTO RPO WOODBINE HTS	0	34.87	34.87	508522	61.86
M4W	LC0207	TORONTO LCD F	318	34.73	34.73	508840	61.85
M2N	LC0010	WILLOWDALE LCD N	417	34.71	34.71	509257	61.82
M6C	LC0614	TORONTO STN L	29	34.69	34.69	509286	61.82
M6K	LC0045	TORONTO LCD C	539	34.69	34.69	509825	61.79
M8Z	LB0001	ETOBICOKE PO U	0	34.68	34.68	509825	61.79
M9C	LB0001	ETOBICOKE RPO SHERWAY GARDENS	0	34.68	34.68	509825	61.79
M9C	LB0001	ETOBICOKE PO E	0	34.68	34.68	509825	61.79
M9C	LB0001	ETOBICOKE PO A	0	34.68	34.68	509825	61.79
M6S	LC0343	TORONTO LCD 3	118	34.65	34.65	509943	61.79
M2J	LC0128	SCARBOROUGH STN F	427	34.58	34.58	510370	61.76
M9A	LC0017	ETOBICOKE LCD D	197	34.57	34.57	510567	61.75
M3J	LC0104	TORONTO LCD DOWNSVIEW C	576	34.56	34.56	511143	61.72
M6J	LC0066	TORONTO LCD C	26	34.56	34.56	511169	61.72
M9V	LC0110	ETOBICOKE STN C	273	34.53	34.53	511442	61.71
M3C	LC0042	TORONTO LCD DON MILLS	440	34.49	34.49	511882	61.68
M2N	LC0035	WILLOWDALE LCD N	536	34.4	34.4	512418	61.66
M4L	LC0416	TORONTO STN G	93	34.31	34.31	512511	61.65
M3L	LC0039	TORONTO LCD DOWNSVIEW A	193	34.28	34.28	512704	61.64
M1P	LC0632	SCARBOROUGH LCD D	486	34.24	34.24	513190	61.61
M1B	LC0201	TORONTO LCD MALVERN	387	34.22	34.22	513577	61.59
M1P	LC0630	SCARBOROUGH LCD D	46	34.18	34.18	513623	61.59
M9P	LC0433	YORK STN WESTON A	151	34.18	34.18	513774	61.58
M8Z	LC0137	ETOBICOKE LCD U	33	34.17	34.17	513807	61.58
M6H	LC0550	TORONTO LCD E	18	34.09	34.09	513825	61.58
M2K	LC0915	WILLOWDALE LCD B	347	34.02	34.02	514172	61.56
M6S	LC0350	TORONTO LCD 3	616	34.02	34.02	514788	61.53
M9M	LC0210	TORONTO LCD WESTON B	436	34.02	34.02	515224	61.51
M1K	LC0071	SCARBOROUGH LCD 11	141	34.01	34.01	515365	61.5
M3C	LC0047	TORONTO LCD DON MILLS	366	33.98	33.98	515731	61.48
M3A	LC0004	TORONTO LCD DON MILLS	440	33.87	33.87	516171	61.46
M2N	LC0023	WILLOWDALE LCD N	735	33.83	33.83	516906	61.42
M1P	LC0624	SCARBOROUGH LCD D	0	33.76	33.76	516906	61.42
M1N	LC0027	SCARBOROUGH LCD 11	104	33.74	33.74	517010	61.41
M4M	LC0418	TORONTO STN G	213	33.74	33.74	517223	61.4
M4M	LB0001	TORONTO RPO QUEEN CARLAW	9	33.74	33.74	517232	61.4
M1B	LC0200	TORONTO LCD MALVERN	203	33.73	33.73	517435	61.39
M2N	LC0006	WILLOWDALE LCD N	301	33.72	33.72	517736	61.37
M5M	LC0402	TORONTO STN S	216	33.68	33.68	517952	61.36
M3J	LC0119	TORONTO LCD DOWNSVIEW C	191	33.66	33.66	518143	61.35
M1K	LB0001	SCARBOROUGH STN A	0	33.64	33.64	518143	61.35

FSA	Delivery Mode (Route)	Depot	All Points Of Call	Value 1 (%)	Avg Value	Cumulative Points of Call	Cumulative Penetration
M6E	LC0633	TORONTO STN L	181	33.64	33.64	518324	61.34
M6N	LC0640	TORONTO STN L	9	33.63	33.63	518333	61.34
M1E	LC0433	TORONTO LCD WEST HILL	166	33.61	33.61	518499	61.33
M4T	LC0243	TORONTO LCD Q	117	33.61	33.61	518616	61.32
M1T	LC0038	TORONTO LCD AGINCOURT	529	33.59	33.59	519145	61.3
M3A	LC0017	TORONTO LCD DON MILLS	106	33.51	33.51	519251	61.29
M2M	LC0813	WILLOWDALE LCD 2	6	33.48	33.48	519257	61.29
M8X	LC0004	ETOBICOKE LCD D	169	33.42	33.42	519426	61.28
M3M	LC0051	TORONTO LCD DOWNSVIEW A	154	33.37	33.37	519580	61.27
M1S	LC0008	TORONTO LCD AGINCOURT	239	33.27	33.27	519819	61.26
M6H	LC0511	TORONTO LCD E	89	33.27	33.27	519908	61.26
M1B	SS0102	TORONTO LCD MALVERN	0	33.17	33.17	519908	61.26
M4T	LC0239	TORONTO LCD Q	136	33.12	33.12	520044	61.25
M1T	LC0032	TORONTO LCD AGINCOURT	422	33.07	33.07	520466	61.23
M9M	LC0201	TORONTO LCD WESTON B	0	33.04	33.04	520466	61.23
M6B	LB0001	NORTH YORK RPO MARLEE	0	33.01	33.01	520466	61.23
M3J	LC0117	TORONTO LCD DOWNSVIEW C	271	32.95	32.95	520737	61.21
M4K	LC0602	TORONTO STN J	50	32.92	32.92	520787	61.21
M1R	LC0641	SCARBOROUGH LCD D	126	32.91	32.91	520913	61.2
M2N	LC0020	WILLOWDALE LCD N	662	32.91	32.91	521575	61.16
M6P	LC0302	TORONTO LCD 3	39	32.83	32.83	521614	61.16
M8V	LC0416	ETOBICOKE STN N	410	32.74	32.74	522024	61.14
M1H	LC0716	SCARBOROUGH LCD C	376	32.64	32.64	522400	61.12
M1H	LC0720	SCARBOROUGH LCD C	715	32.64	32.64	523115	61.08
M1H	LB0001	SCARBOROUGH RPO MCCOWAN SQUARE	7	32.64	32.64	523122	61.08
M9L	LC0217	TORONTO LCD WESTON B	36	32.64	32.64	523158	61.08
M6J	LC0069	TORONTO LCD C	29	32.63	32.63	523187	61.08
M2M	LC0818	WILLOWDALE LCD 2	164	32.62	32.62	523351	61.07
M4M	LC0425	TORONTO STN G	171	32.61	32.61	523522	61.06
M6E	LC0627	TORONTO STN L	44	32.54	32.54	523566	61.06
M3J	LB0001	NORTH YORK RPO DOWNSVIEW	2	32.51	32.51	523568	61.06
M9M	LC0222	TORONTO LCD WESTON B	111	32.35	32.35	523679	61.05
M2N	LC0003	WILLOWDALE LCD N	371	32.33	32.33	524050	61.03
M9B	LC0066	ETOBICOKE LCD D	387	32.32	32.32	524437	61.01
M9M	LC0205	TORONTO LCD WESTON B	62	32.31	32.31	524499	61.01
M8W	LC0431	ETOBICOKE STN N	110	32.3	32.3	524609	61
M1B	LC0209	TORONTO LCD MALVERN	656	32.29	32.29	525265	60.96
M4E	LC0529	TORONTO STN H	14	32.21	32.21	525279	60.96
M3L	LC0017	TORONTO LCD DOWNSVIEW A	83	32.2	32.2	525362	60.96
M2N	LB0001	NORTH YORK RPO YONGE AND FINCH	4	32.14	32.14	525366	60.96
M8V	LC0410	ETOBICOKE STN N	428	32.11	32.11	525794	60.93
M1R	LC0611	SCARBOROUGH LCD D	68	32.06	32.06	525862	60.93
M1K	LC0053	SCARBOROUGH LCD 11	87	32.01	32.01	525949	60.93
M4M	LC0419	TORONTO STN G	147	31.99	31.99	526096	60.92
M2J	LC0110	SCARBOROUGH STN F	406	31.98	31.98	526502	60.9
M8W	LB0001	ETOBICOKE RPO LONG BRANCH	0	31.86	31.86	526502	60.9
M9C	LC0218	ETOBICOKE LCD A	147	31.85	31.85	526649	60.89

FSA	Delivery Mode (Route)	Depot	All Points Of Call	Value 1 (%)	Avg Value	Cumulative Points of Call	Cumulative Penetration
M6E	LC0618	TORONTO STN L	134	31.82	31.82	526783	60.88
M6S	LC0345	TORONTO LCD 3	44	31.67	31.67	526827	60.88
M6N	LC0632	TORONTO STN L	37	31.61	31.61	526864	60.88
M2M	LC0821	WILLOWDALE LCD 2	0	31.59	31.59	526864	60.88
M1T	LC0010	TORONTO LCD AGINCOURT	0	31.58	31.58	526864	60.88
M9W	LC0002	ETOBICOKE LCD B	230	31.53	31.53	527094	60.86
M6B	LC0128	TORONTO STN T	88	31.51	31.51	527182	60.86
M8Y	LC0104	ETOBICOKE LCD U	99	31.49	31.49	527281	60.85
M4M	LC0422	TORONTO STN G	253	31.48	31.48	527534	60.84
M1B	LC0210	TORONTO LCD MALVERN	0	31.45	31.45	527534	60.84
M4C	LC0523	TORONTO STN H	176	31.41	31.41	527710	60.83
M1P	LC0644	SCARBOROUGH LCD D	550	31.34	31.34	528260	60.8
M9B	LC0043	ETOBICOKE LCD D	565	31.25	31.25	528825	60.77
M6P	LC0306	TORONTO LCD 3	418	31.24	31.24	529243	60.74
M6P	LC0326	TORONTO LCD 3	19	31.24	31.24	529262	60.74
M5N	LC0427	TORONTO STN S	214	31.21	31.21	529476	60.73
M9P	LC0429	YORK STN WESTON A	118	31.18	31.18	529594	60.72
M8W	LC0437	ETOBICOKE STN N	143	31.15	31.15	529737	60.72
M6S	LC0347	TORONTO LCD 3	340	31.12	31.12	530077	60.7
M6R	LB0001	TORONTO RPO DUNDAS ST	0	31.11	31.11	530077	60.7
M6R	LB0001	TORONTO RPO RONCESVALLES	7	31.11	31.11	530084	60.7
M9R	LC0415	YORK STN WESTON A	26	31.1	31.1	530110	60.69
M2K	LC0903	WILLOWDALE LCD B	303	31.09	31.09	530413	60.68
M1G	LC0719	SCARBOROUGH LCD C	0	31.01	31.01	530413	60.68
M1H	LC0726	SCARBOROUGH LCD C	0	31.01	31.01	530413	60.68
M6C	LC0610	TORONTO STN L	165	30.99	30.99	530578	60.67
M1E	LC0421	TORONTO LCD WEST HILL	0	30.92	30.92	530578	60.67
M6N	LC0644	TORONTO STN L	8	30.91	30.91	530586	60.67
M1R	LC0618	SCARBOROUGH LCD D	98	30.9	30.9	530684	60.66
M6J	LC0049	TORONTO LCD C	59	30.88	30.88	530743	60.66
M3C	LC0036	TORONTO LCD DON MILLS	37	30.84	30.84	530780	60.66
M4J	LC0631	TORONTO STN J	34	30.83	30.83	530814	60.66
M1E	LC0451	TORONTO LCD WEST HILL	467	30.81	30.81	531281	60.63
M6R	LC0016	TORONTO LCD C	82	30.76	30.76	531363	60.62
M4J	LC0630	TORONTO STN J	27	30.73	30.73	531390	60.62
M1E	LC0440	TORONTO LCD WEST HILL	401	30.65	30.65	531791	60.6
M8Y	LC0120	ETOBICOKE LCD U	75	30.56	30.56	531866	60.6
M2N	LC0015	WILLOWDALE LCD N	637	30.55	30.55	532503	60.56
M6P	LC0325	TORONTO LCD 3	66	30.53	30.53	532569	60.56
M1P	LC0627	SCARBOROUGH LCD D	196	30.48	30.48	532765	60.55
M6S	LC0346	TORONTO LCD 3	307	30.43	30.43	533072	60.53
M2N	LC0044	WILLOWDALE LCD N	472	30.4	30.4	533544	60.5
M4C	LC0521	TORONTO STN H	157	30.4	30.4	533701	60.49
M4E	LC0534	TORONTO STN H	35	30.4	30.4	533736	60.49
M2N	LC0005	WILLOWDALE LCD N	347	30.36	30.36	534083	60.47
M6C	LC0605	TORONTO STN L	76	30.32	30.32	534159	60.47
M9W	SS0204	ETOBICOKE LCD B	0	30.3	30.3	534159	60.47
M9B	LC0056	ETOBICOKE LCD D	656	30.28	30.28	534815	60.43
M6N	LC0652	TORONTO STN L	0	30.27	30.27	534815	60.43

FSA	Delivery Mode (Route)	Depot	All Points Of Call	Value 1 (%)	Avg Value	Cumulative Points of Call	Cumulative Penetration
M6B	LC0127	TORONTO STN T	26	30.2	30.2	534841	60.43
M2M	LB0001	NORTH YORK RPO CENTERPOINT	6	30.18	30.18	534847	60.43
M6S	LC0342	TORONTO LCD 3	120	30.11	30.11	534967	60.42
M2K	LC0901	WILLOWDALE LCD B	172	30.06	30.06	535139	60.41
M1S	LC0040	TORONTO LCD AGINCOURT	477	30.04	30.04	535616	60.38
M6E	LC0625	TORONTO STN L	87	29.99	29.99	535703	60.38
M4V	LC0247	TORONTO LCD Q	150	29.98	29.98	535853	60.37
M4P	LC0030	TORONTO LCD K	306	29.97	29.97	536159	60.35
M6P	LC0343	TORONTO LCD 3	0	29.79	29.79	536159	60.35
M9P	LC0420	YORK STN WESTON A	362	29.76	29.76	536521	60.33
M1M	LC0011	SCARBOROUGH LCD 11	143	29.68	29.68	536664	60.32
M8W	LC0442	ETOBICOKE STN N	54	29.67	29.67	536718	60.32
M1P	LC0616	SCARBOROUGH LCD D	747	29.66	29.66	537465	60.28
M4L	LC0415	TORONTO STN G	54	29.65	29.65	537519	60.28
M2M	LC0810	WILLOWDALE LCD 2	0	29.59	29.59	537519	60.28
M8X	LC0009	ETOBICOKE LCD D	119	29.54	29.54	537638	60.27
M9V	LC0108	ETOBICOKE STN C	245	29.53	29.53	537883	60.25
M5N	LC0422	TORONTO STN S	57	29.52	29.52	537940	60.25
M1P	LC0623	SCARBOROUGH LCD D	59	29.5	29.5	537999	60.25
M9W	LC0009	ETOBICOKE LCD B	0	29.47	29.47	537999	60.25
M9L	LC0209	TORONTO LCD WESTON B	0	29.35	29.35	537999	60.25
M1W	LC0149	SCARBOROUGH STN F	535	29.32	29.32	538534	60.22
M2N	LC0046	WILLOWDALE LCD N	459	29.28	29.28	538993	60.19
M1H	LC0724	SCARBOROUGH LCD C	749	29.25	29.25	539742	60.15
M6G	LC0522	TORONTO LCD E	163	29.23	29.23	539905	60.14
M2N	LC0012	WILLOWDALE LCD N	325	29.2	29.2	540230	60.12
M6N	LC0646	TORONTO STN L	16	29.18	29.18	540246	60.12
M4J	LC0635	TORONTO STN J	21	29.16	29.16	540267	60.12
M2N	LC0031	WILLOWDALE LCD N	424	29.05	29.05	540691	60.09
M6L	LB0001	TORONTO RPO NORTH PARK	3	29	29	540694	60.09
M9M	LC0218	TORONTO LCD WESTON B	0	28.97	28.97	540694	60.09
M2K	LC0910	WILLOWDALE LCD B	523	28.96	28.96	541217	60.06
M4M	LC0430	TORONTO STN G	41	28.95	28.95	541258	60.06
M1B	LC0204	TORONTO LCD MALVERN	0	28.86	28.86	541258	60.06
M9C	LC0213	ETOBICOKE LCD A	125	28.86	28.86	541383	60.05
M2P	LC0315	WILLOWDALE LCD L	503	28.81	28.81	541886	60.02
M6M	LC0317	NORTH YORK STN W	51	28.8	28.8	541937	60.02
M1E	LC0443	TORONTO LCD WEST HILL	239	28.77	28.77	542176	60.01
M4E	LC0526	TORONTO STN H	3	28.75	28.75	542179	60.01
M1P	LC0634	SCARBOROUGH LCD D	466	28.74	28.74	542645	59.98
M4R	LC0029	TORONTO LCD K	0	28.71	28.71	542645	59.98
M1R	LB0001	SCARBOROUGH PO D	0	28.69	28.69	542645	59.98
M1R	GD0001	SCARBOROUGH LCD D	0	28.69	28.69	542645	59.98
M4C	LC0507	TORONTO STN H	194	28.69	28.69	542839	59.97
M1J	LC0030	SCARBOROUGH LCD 11	394	28.67	28.67	543233	59.95
M1J	LC0031	SCARBOROUGH LCD 11	799	28.66	28.66	544032	59.9
M1R	LC0624	SCARBOROUGH LCD D	561	28.65	28.65	544593	59.87
M1V	LC0323	TORONTO LCD AGINCOURT 4	0	28.62	28.62	544593	59.87
M5N	LC0425	TORONTO STN S	39	28.6	28.6	544632	59.87

FSA	Delivery Mode (Route)	Depot	All Points Of Call	Value 1 (%)	Avg Value	Cumulative Points of Call	Cumulative Penetration
M6G	LC0518	TORONTO LCD E	27	28.55	28.55	544659	59.87
M1H	LC0723	SCARBOROUGH LCD C	545	28.44	28.44	545204	59.83
M2N	LC0034	WILLOWDALE LCD N	437	28.42	28.42	545641	59.81
M6E	LC0631	TORONTO STN L	12	28.39	28.39	545653	59.81
M9W	SS0202	ETOBICOKE LCD B	922	28.35	28.35	546575	59.76
M5N	LC0421	TORONTO STN S	7	28.24	28.24	546582	59.75
M1W	LC0143	SCARBOROUGH STN F	0	28.23	28.23	546582	59.75
M3H	LB0001	TORONTO RPO SHEPPARD PLAZA	0	28.23	28.23	546582	59.75
M3J	LB0001	NORTH YORK RPO STEELES WEST	0	28.23	28.23	546582	59.75
M3J	LC0102	TORONTO LCD DOWNSVIEW C	678	28.23	28.23	547260	59.72
M3J	LC0120	TORONTO LCD DOWNSVIEW C	456	28.23	28.23	547716	59.69
M6S	LC0332	TORONTO LCD 3	164	28.17	28.17	547880	59.68
M6E	LC0626	TORONTO STN L	21	28.16	28.16	547901	59.68
M1R	LB0001	SCARBOROUGH RPO PARKWAY MALL	27	28.14	28.14	547928	59.68
M6E	LC0630	TORONTO STN L	34	27.97	27.97	547962	59.68
M8V	LC0406	ETOBICOKE STN N	403	27.97	27.97	548365	59.65
M9V	LC0106	ETOBICOKE STN C	174	27.95	27.95	548539	59.64
M2R	LB0001	NORTH YORK RPO THE CONCOURSE	30	27.79	27.79	548569	59.64
M9L	LC0219	TORONTO LCD WESTON B	0	27.78	27.78	548569	59.64
M8V	LC0412	ETOBICOKE STN N	415	27.75	27.75	548984	59.62
M1G	LC0722	SCARBOROUGH LCD C	469	27.73	27.73	549453	59.59
M4K	LC0601	TORONTO STN J	59	27.65	27.65	549512	59.59
M4L	LC0405	TORONTO STN G	200	27.63	27.63	549712	59.57
M8W	LC0429	ETOBICOKE STN N	86	27.6	27.6	549798	59.57
M1S	LB0001	SCARBOROUGH RPO MCCOWAN	0	27.59	27.59	549798	59.57
M1B	LC0218	TORONTO LCD MALVERN	429	27.57	27.57	550227	59.54
M6N	LC0653	TORONTO STN L	63	27.56	27.56	550290	59.54
M4R	LC0039	TORONTO LCD K	385	27.49	27.49	550675	59.52
M2N	LC0043	WILLOWDALE LCD N	584	27.48	27.48	551259	59.48
M9P	LC0418	YORK STN WESTON A	562	27.47	27.47	551821	59.45
M1S	LC0009	TORONTO LCD AGINCOURT	156	27.46	27.46	551977	59.44
M5N	LC0423	TORONTO STN S	0	27.38	27.38	551977	59.44
M2H	LC0828	WILLOWDALE LCD 2	179	27.37	27.37	552156	59.43
M4S	LC0233	TORONTO LCD Q	315	27.35	27.35	552471	59.41
M4V	LC0245	TORONTO LCD Q	4	27.3	27.3	552475	59.41
M2N	LC0030	WILLOWDALE LCD N	505	27.24	27.24	552980	59.38
M1E	LC0447	TORONTO LCD WEST HILL	188	27.23	27.23	553168	59.37
M9V	LC0101	ETOBICOKE STN C	0	27.23	27.23	553168	59.37
M8W	LC0445	ETOBICOKE STN N	173	27.22	27.22	553341	59.36
M2R	LC0521	WILLOWDALE STN D	191	27.21	27.21	553532	59.35
M8Z	LC0135	ETOBICOKE LCD U	61	27.16	27.16	553593	59.35
M6P	LC0324	TORONTO LCD 3	56	27.13	27.13	553649	59.34
M3H	LC0003	TORONTO LCD DOWNSVIEW A	13	27.12	27.12	553662	59.34
M6S	LC0334	TORONTO LCD 3	73	27.1	27.1	553735	59.34
M6B	LC0119	TORONTO STN T	342	27.07	27.07	554077	59.32
M4J	LC0618	TORONTO STN J	18	27.06	27.06	554095	59.32

FSA	Delivery Mode (Route)	Depot	All Points Of Call	Value 1 (%)	Avg Value	Cumulative Points of Call	Cumulative Penetration
M2N	LC0009	WILLOWDALE LCD N	412	27.05	27.05	554507	59.29
M6S	LC0337	TORONTO LCD 3	28	27.04	27.04	554535	59.29
M4L	LC0403	TORONTO STN G	77	27	27	554612	59.29
M1N	LC0048	SCARBOROUGH LCD 11	0	26.98	26.98	554612	59.29
M8V	LC0404	ETOBICOKE STN N	479	26.95	26.95	555091	59.26
M1M	LC0010	SCARBOROUGH LCD 11	0	26.94	26.94	555091	59.26
M9B	LC0060	ETOBICOKE LCD D	490	26.86	26.86	555581	59.23
M6A	LC0105	TORONTO STN T	6	26.84	26.84	555587	59.23
M4K	LC0603	TORONTO STN J	16	26.82	26.82	555603	59.23
M2N	LC0036	WILLOWDALE LCD N	447	26.77	26.77	556050	59.21
M8Z	LC0134	ETOBICOKE LCD U	510	26.7	26.7	556560	59.18
M4C	LC0514	TORONTO STN H	16	26.66	26.66	556576	59.17
M4G	LB0001	TORONTO STN R	0	26.65	26.65	556576	59.17
M6N	LC0634	TORONTO STN L	86	26.59	26.59	556662	59.17
M3H	LC0019	TORONTO LCD DOWNSVIEW A	502	26.58	26.58	557164	59.14
M1K	LC0062	SCARBOROUGH LCD 11	0	26.55	26.55	557164	59.14
M9W	LC0004	ETOBICOKE LCD B	177	26.55	26.55	557341	59.13
M6B	LC0132	TORONTO STN T	0	26.52	26.52	557341	59.13
M1L	LC0081	SCARBOROUGH LCD 11	220	26.48	26.48	557561	59.12
M6B	LC0133	TORONTO STN T	30	26.48	26.48	557591	59.11
M2N	LC0032	WILLOWDALE LCD N	531	26.46	26.46	558122	59.08
M6L	LC0312	NORTH YORK STN W	205	26.44	26.44	558327	59.07
M6M	LC0307	NORTH YORK STN W	230	26.44	26.44	558557	59.06
M3H	LC0023	TORONTO LCD DOWNSVIEW A	376	26.41	26.41	558933	59.04
M9B	LC0058	ETOBICOKE LCD D	260	26.4	26.4	559193	59.02
M6C	LC0601	TORONTO STN L	67	26.33	26.33	559260	59.02
M4G	LC0215	TORONTO STN R	1	26.3	26.3	559261	59.02
M1N	LC0025	SCARBOROUGH LCD 11	25	26.28	26.28	559286	59.02
M4W	LC0211	TORONTO LCD F	9	26.16	26.16	559295	59.02
M2J	LC0132	SCARBOROUGH STN F	247	26.14	26.14	559542	59
M1C	LC0427	TORONTO LCD WEST HILL	146	26.11	26.11	559688	58.99
M4G	LC0211	TORONTO STN R	85	26.05	26.05	559773	58.99
M6B	LC0131	TORONTO STN T	14	26.04	26.04	559787	58.99
M1J	LC0045	SCARBOROUGH LCD 11	8	26.02	26.02	559795	58.99
M1K	LC0058	SCARBOROUGH LCD 11	10	26.02	26.02	559805	58.99
M4J	LC0639	TORONTO STN J	63	26.01	26.01	559868	58.98
M9A	LC0029	ETOBICOKE LCD D	182	26.01	26.01	560050	58.97
M9W	SS0201	ETOBICOKE LCD B	0	25.99	25.99	560050	58.97
M4T	LC0235	TORONTO LCD Q	95	25.97	25.97	560145	58.97
M1S	LC0012	TORONTO LCD AGINCOURT	673	25.88	25.88	560818	58.93
M1B	LC0202	TORONTO LCD MALVERN	0	25.85	25.85	560818	58.93
M1H	LC0727	SCARBOROUGH LCD C	531	25.83	25.83	561349	58.89
M9C	LC0210	ETOBICOKE LCD A	887	25.77	25.77	562236	58.84
M9W	LB0001	ETOBICOKE RPO REXDALE	0	25.73	25.73	562236	58.84
M1W	LC0154	SCARBOROUGH STN F	205	25.71	25.71	562441	58.83
M4S	LC0226	TORONTO LCD Q	156	25.69	25.69	562597	58.82
M1E	LC0442	TORONTO LCD WEST HILL	0	25.59	25.59	562597	58.82
M6S	LC0351	TORONTO LCD 3	347	25.55	25.55	562944	58.8
M2R	LC0501	WILLOWDALE STN D	69	25.53	25.53	563013	58.8

FSA	Delivery Mode (Route)	Depot	All Points Of Call	Value 1 (%)	Avg Value	Cumulative Points of Call	Cumulative Penetration
M6S	LC0328	TORONTO LCD 3	61	25.53	25.53	563074	58.79
M6N	LC0638	TORONTO STN L	1154	25.51	25.51	564228	58.72
M9A	LC0030	ETOBICOKE LCD D	102	25.3	25.3	564330	58.72
M2P	LC0314	WILLOWDALE LCD L	86	25.24	25.24	564416	58.71
M4K	LC0606	TORONTO STN J	0	25.22	25.22	564416	58.71
M1H	LC0718	SCARBOROUGH LCD C	219	25.19	25.19	564635	58.7
M6E	LC0639	TORONTO STN L	20	25.18	25.18	564655	58.7
M9W	LC0025	ETOBICOKE LCD B	0	25.13	25.13	564655	58.7
M1J	LC0050	SCARBOROUGH LCD 11	260	25.11	25.11	564915	58.68
M1M	LC0008	SCARBOROUGH LCD 11	215	25.1	25.1	565130	58.67
M9M	LC0206	TORONTO LCD WESTON B	113	25.05	25.05	565243	58.66
M4C	LC0506	TORONTO STN H	951	24.75	24.75	566194	58.61
M9L	LC0223	TORONTO LCD WESTON B	0	24.75	24.75	566194	58.61
M3H	LC0024	TORONTO LCD DOWNSVIEW A	0	24.65	24.65	566194	58.61
M1T	LC0016	TORONTO LCD AGINCOURT	0	24.59	24.59	566194	58.61
M6P	LC0319	TORONTO LCD 3	422	24.58	24.58	566616	58.58
M6S	LC0336	TORONTO LCD 3	49	24.58	24.58	566665	58.58
M4C	LB0001	TORONTO RPO SHOPPERS WORLD	3	24.32	24.32	566668	58.58
M4G	LB0001	TORONTO RPO LEASIDE	4	24.31	24.31	566672	58.58
M8X	LC0012	ETOBICOKE LCD D	160	24.31	24.31	566832	58.57
M4L	LC0404	TORONTO STN G	149	24.3	24.3	566981	58.56
M5M	LC0421	TORONTO STN S	83	24.21	24.21	567064	58.55
M1H	LC0715	SCARBOROUGH LCD C	164	24	24	567228	58.54
M1T	LC0037	TORONTO LCD AGINCOURT	819	23.99	23.99	568047	58.5
M2N	LC0011	WILLOWDALE LCD N	0	23.99	23.99	568047	58.5
M1W	LC0135	SCARBOROUGH STN F	356	23.98	23.98	568403	58.47
M9B	LC0051	ETOBICOKE LCD D	473	23.83	23.83	568876	58.44
M4B	LC0101	NORTH YORK STN O	0	23.67	23.67	568876	58.44
M1B	LC0220	TORONTO LCD MALVERN	0	23.61	23.61	568876	58.44
M2L	LC0304	WILLOWDALE LCD L	73	23.6	23.6	568949	58.44
M5M	LC0406	TORONTO STN S	96	23.55	23.55	569045	58.43
M1B	LC0212	TORONTO LCD MALVERN	87	23.53	23.53	569132	58.43
M9M	LC0203	TORONTO LCD WESTON B	0	23.53	23.53	569132	58.43
M2R	LC0512	WILLOWDALE STN D	492	23.52	23.52	569624	58.4
M9W	LC0011	ETOBICOKE LCD B	0	23.52	23.52	569624	58.4
M1N	LC0040	SCARBOROUGH LCD 11	0	23.5	23.5	569624	58.4
M9L	LC0211	TORONTO LCD WESTON B	0	23.46	23.46	569624	58.4
M3L	LC0040	TORONTO LCD DOWNSVIEW A	252	23.45	23.45	569876	58.38
M6N	LC0639	TORONTO STN L	33	23.38	23.38	569909	58.38
M3K	LC0032	TORONTO LCD DOWNSVIEW A	0	23.33	23.33	569909	58.38
L4X	LC0239	MISSISSAUGA LCD 2	0	23.29	23.29	569909	58.38
M1V	LC0321	TORONTO LCD AGINCOURT 4	0	23.28	23.28	569909	58.38
M4G	LC0216	TORONTO STN R	228	23.22	23.22	570137	58.37
M2J	LC0158	SCARBOROUGH STN F	392	23.19	23.19	570529	58.34
M1B	LC0219	TORONTO LCD MALVERN	670	23.18	23.18	571199	58.3
M1N	LC0019	SCARBOROUGH LCD 11	114	23.15	23.15	571313	58.29
M9W	LC0024	ETOBICOKE LCD B	180	23.1	23.1	571493	58.28
M4J	LC0640	TORONTO STN J	0	23.02	23.02	571493	58.28
M2N	LC0017	WILLOWDALE LCD N	300	22.99	22.99	571793	58.27

FSA	Delivery Mode (Route)	Depot	All Points Of Call	Value 1 (%)	Avg Value	Cumulative Points of Call	Cumulative Penetration
M1N	LC0042	SCARBOROUGH LCD 11	166	22.96	22.96	571959	58.25
M9P	LC0422	YORK STN WESTON A	209	22.93	22.93	572168	58.24
L4L	LC0027	WOODBIDGE STN MAIN	111	22.9	22.9	572279	58.24
M9N	LC0436	YORK STN WESTON A	19	22.79	22.79	572298	58.23
M9M	LB0001	TORONTO RPO FINCHDALE MALL	1	22.73	22.73	572299	58.23
M1E	LC0446	TORONTO LCD WEST HILL	207	22.72	22.72	572506	58.22
M6B	LC0129	TORONTO STN T	666	22.72	22.72	573172	58.18
M1K	LC0060	SCARBOROUGH LCD 11	0	22.68	22.68	573172	58.18
M2H	LC0830	WILLOWDALE LCD 2	345	22.55	22.55	573517	58.16
M9W	LC0015	ETOBICOKE LCD B	51	22.55	22.55	573568	58.16
M2H	LC0833	WILLOWDALE LCD 2	0	22.42	22.42	573568	58.16
M2H	LC0835	WILLOWDALE LCD 2	0	22.42	22.42	573568	58.16
M1E	LC0438	TORONTO LCD WEST HILL	168	22.37	22.37	573736	58.14
M2J	LC0129	SCARBOROUGH STN F	0	22.37	22.37	573736	58.14
M9W	SS0203	ETOBICOKE LCD B	0	22.36	22.36	573736	58.14
M9L	LC0216	TORONTO LCD WESTON B	302	22.34	22.34	574038	58.13
M6B	LC0122	TORONTO STN T	43	22.32	22.32	574081	58.12
M6A	LB0001	TORONTO RPO LAWRENCE PLAZA	3	22.29	22.29	574084	58.12
M6A	LB0001	NORTH YORK RPO YORKDALE MALL	24	22.29	22.29	574108	58.12
M2P	LC0312	WILLOWDALE LCD L	137	22.26	22.26	574245	58.11
M4R	LC0014	TORONTO LCD K	33	22.26	22.26	574278	58.11
M9L	LC0222	TORONTO LCD WESTON B	0	22.26	22.26	574278	58.11
M8W	LC0441	ETOBICOKE STN N	190	22.22	22.22	574468	58.1
M9C	LC0206	ETOBICOKE LCD A	470	22.18	22.18	574938	58.07
M1S	LC0006	TORONTO LCD AGINCOURT	0	22.16	22.16	574938	58.07
M1B	LC0214	TORONTO LCD MALVERN	0	22.04	22.04	574938	58.07
M3B	LC0039	TORONTO LCD DON MILLS	284	22.01	22.01	575222	58.05
M3B	LC0048	TORONTO LCD DON MILLS	251	21.97	21.97	575473	58.04
M4G	LC0210	TORONTO STN R	121	21.91	21.91	575594	58.03
M6A	LC0103	TORONTO STN T	57	21.91	21.91	575651	58.03
M6E	LC0635	TORONTO STN L	53	21.91	21.91	575704	58.02
M2H	LC0837	WILLOWDALE LCD 2	0	21.87	21.87	575704	58.02
M9B	LC0031	ETOBICOKE LCD D	12	21.75	21.75	575716	58.02
M1V	LC0317	TORONTO LCD AGINCOURT 4	0	21.74	21.74	575716	58.02
M1B	LC0205	TORONTO LCD MALVERN	0	21.68	21.68	575716	58.02
M5M	LC0420	TORONTO STN S	44	21.67	21.67	575760	58.02
M4N	LC0015	TORONTO LCD K	7	21.57	21.57	575767	58.02
M9W	LC0018	ETOBICOKE LCD B	91	21.55	21.55	575858	58.01
M1R	LC0622	SCARBOROUGH LCD D	0	21.51	21.51	575858	58.01
M3A	LC0028	TORONTO LCD DON MILLS	52	21.49	21.49	575910	58.01
M1B	LC0207	TORONTO LCD MALVERN	139	21.48	21.48	576049	58
M3H	LC0021	TORONTO LCD DOWNSVIEW A	0	21.48	21.48	576049	58
M4K	LC0613	TORONTO STN J	4	21.47	21.47	576053	58
M6S	LC0329	TORONTO LCD 3	16	21.38	21.38	576069	58
M1T	LB0001	SCARBOROUGH RPO HUNTINGWOOD	0	21.36	21.36	576069	58
M1S	LC0017	TORONTO LCD AGINCOURT	215	21.32	21.32	576284	57.98
M8W	LC0435	ETOBICOKE STN N	126	21.32	21.32	576410	57.98

FSA	Delivery Mode (Route)	Depot	All Points Of Call	Value 1 (%)	Avg Value	Cumulative Points of Call	Cumulative Penetration
M4N	LC0002	TORONTO LCD K	19	21.27	21.27	576429	57.98
M4C	LC0519	TORONTO STN H	41	21.25	21.25	576470	57.97
M4C	LC0509	TORONTO STN H	0	21.16	21.16	576470	57.97
M4T	LC0237	TORONTO LCD Q	169	21.12	21.12	576639	57.96
M6N	LC0641	TORONTO STN L	75	21.05	21.05	576714	57.96
M1N	LC0021	SCARBOROUGH LCD 11	1	20.99	20.99	576715	57.96
M2P	LC0317	WILLOWDALE LCD L	0	20.99	20.99	576715	57.96
M1B	LC0206	TORONTO LCD MALVERN	0	20.94	20.94	576715	57.96
M8W	LC0433	ETOBICOKE STN N	55	20.94	20.94	576770	57.95
M3C	LC0035	TORONTO LCD DON MILLS	1283	20.86	20.86	578053	57.87
M9C	LC0212	ETOBICOKE LCD A	225	20.82	20.82	578278	57.86
M5M	LC0416	TORONTO STN S	144	20.79	20.79	578422	57.85
M2N	LC0042	WILLOWDALE LCD N	220	20.77	20.77	578642	57.83
M9R	LC0403	YORK STN WESTON A	16	20.74	20.74	578658	57.83
M1K	LC0056	SCARBOROUGH LCD 11	0	20.62	20.62	578658	57.83
M1K	LB0001	SCARBOROUGH RPO EASTOWN CENTRE	1	20.61	20.61	578659	57.83
M1T	LC0014	TORONTO LCD AGINCOURT	0	20.54	20.54	578659	57.83
M2K	LC0912	WILLOWDALE LCD B	473	20.52	20.52	579132	57.8
M2N	LC0038	WILLOWDALE LCD N	0	20.5	20.5	579132	57.8
M9B	LC0035	ETOBICOKE LCD D	122	20.43	20.43	579254	57.79
M4C	LC0515	TORONTO STN H	39	20.26	20.26	579293	57.79
M1B	LC0215	TORONTO LCD MALVERN	0	20.25	20.25	579293	57.79
M1N	LC0037	SCARBOROUGH LCD 11	109	20.2	20.2	579402	57.78
M4N	LC0005	TORONTO LCD K	12	20.09	20.09	579414	57.78
M9M	LC0204	TORONTO LCD WESTON B	393	20.06	20.06	579807	57.76
M4V	LC0212	TORONTO LCD Q	54	19.96	19.96	579861	57.75
M4G	LC0201	TORONTO STN R	59	19.94	19.94	579920	57.75
M4W	LC0213	TORONTO LCD F	59	19.84	19.84	579979	57.75
M3C	LB0001	NORTH YORK RPO DON MILLS	9	19.82	19.82	579988	57.75
M3C	LC0051	TORONTO LCD DON MILLS	43	19.73	19.73	580031	57.74
M4J	LC0645	TORONTO STN J	0	19.54	19.54	580031	57.74
M1P	LC0619	SCARBOROUGH LCD D	575	19.53	19.53	580606	57.71
M1G	LC0717	SCARBOROUGH LCD C	0	19.37	19.37	580606	57.71
M4P	LC0008	TORONTO LCD K	21	19.37	19.37	580627	57.7
M8Z	LC0132	ETOBICOKE LCD U	352	19.37	19.37	580979	57.68
M1T	LC0028	TORONTO LCD AGINCOURT	169	19.34	19.34	581148	57.67
M9C	LC0216	ETOBICOKE LCD A	749	19.32	19.32	581897	57.62
M3C	LB0001	NORTH YORK STN DON MILLS	0	19.31	19.31	581897	57.62
M9L	LC0215	TORONTO LCD WESTON B	0	19.3	19.3	581897	57.62
M5M	LB0001	TORONTO RPO AVENUE LAWRENCE	0	19.24	19.24	581897	57.62
M6S	LC0352	TORONTO LCD 3	452	19.09	19.09	582349	57.59
M1G	LC0704	SCARBOROUGH LCD C	0	19.04	19.04	582349	57.59
M9A	LC0048	ETOBICOKE LCD D	40	19.03	19.03	582389	57.59
M6E	LB0001	TORONTO RPO WEST SIDE	0	18.96	18.96	582389	57.59
M4C	LB0001	TORONTO RPO COXWELL SHOPPER	1	18.92	18.92	582390	57.59
M1V	LC0313	TORONTO LCD AGINCOURT 4	538	18.88	18.88	582928	57.55
M4W	LC0216	TORONTO LCD F	197	18.83	18.83	583125	57.54

FSA	Delivery Mode (Route)	Depot	All Points Of Call	Value 1 (%)	Avg Value	Cumulative Points of Call	Cumulative Penetration
M9P	LC0423	YORK STN WESTON A	103	18.78	18.78	583228	57.53
M9C	LC0207	ETOBICOKE LCD A	512	18.77	18.77	583740	57.5
M1B	LC0216	TORONTO LCD MALVERN	0	18.72	18.72	583740	57.5
M5M	LC0412	TORONTO STN S	37	18.66	18.66	583777	57.5
M1B	SS0101	TORONTO LCD MALVERN	0	18.62	18.62	583777	57.5
M5M	LC0405	TORONTO STN S	13	18.37	18.37	583790	57.5
M4J	LC0643	TORONTO STN J	36	18.33	18.33	583826	57.49
M9N	GD0001	YORK STN WESTON A	0	18.33	18.33	583826	57.49
M4J	LC0641	TORONTO STN J	8	18.32	18.32	583834	57.49
M6A	LC0121	TORONTO STN T	90	18.3	18.3	583924	57.49
M5M	LC0413	TORONTO STN S	70	18.29	18.29	583994	57.48
M4E	LC0533	TORONTO STN H	30	18.12	18.12	584024	57.48
M1S	LC0001	TORONTO LCD AGINCOURT	556	18.05	18.05	584580	57.44
M8Y	LC0106	ETOBICOKE LCD U	121	18.04	18.04	584701	57.43
L4K	LC0105	CONCORD STN MAIN	0	17.96	17.96	584701	57.43
M6S	LC0339	TORONTO LCD 3	56	17.93	17.93	584757	57.43
M1G	LC0712	SCARBOROUGH LCD C	0	17.84	17.84	584757	57.43
M8X	LC0006	ETOBICOKE LCD D	346	17.84	17.84	585103	57.41
M4E	LC0535	TORONTO STN H	78	17.82	17.82	585181	57.4
M4G	LC0212	TORONTO STN R	0	17.81	17.81	585181	57.4
M8Z	LC0131	ETOBICOKE LCD U	2	17.79	17.79	585183	57.4
M1E	LC0428	TORONTO LCD WEST HILL	10	17.73	17.73	585193	57.4
M1R	LC0643	SCARBOROUGH LCD D	0	17.71	17.71	585193	57.4
M1S	LC0037	TORONTO LCD AGINCOURT	76	17.64	17.64	585269	57.4
M8Z	LC0130	ETOBICOKE LCD U	134	17.55	17.55	585403	57.39
M9B	LC0062	ETOBICOKE LCD D	0	17.47	17.47	585403	57.39
M3J	LC0118	TORONTO LCD DOWNSVIEW C	0	17.45	17.45	585403	57.39
M6S	LC0338	TORONTO LCD 3	4	17.43	17.43	585407	57.39
M2M	LC0801	WILLOWDALE LCD 2	247	17.4	17.4	585654	57.37
M1C	LC0417	TORONTO LCD WEST HILL	0	17.36	17.36	585654	57.37
M1E	LC0444	TORONTO LCD WEST HILL	0	17.32	17.32	585654	57.37
L3T	LC0207	THORNHILL LCD 20	0	17.27	17.27	585654	57.37
M8Y	LC0105	ETOBICOKE LCD U	32	17.23	17.23	585686	57.37
M8Z	LC0122	ETOBICOKE LCD U	196	17.21	17.21	585882	57.35
M1W	LC0133	SCARBOROUGH STN F	0	17.2	17.2	585882	57.35
M8X	LB0001	ETOBICOKE RPO ROYAL YRK BLOOR	0	17.18	17.18	585882	57.35
M1N	LC0023	SCARBOROUGH LCD 11	8	17.16	17.16	585890	57.35
M5N	LC0426	TORONTO STN S	0	17.16	17.16	585890	57.35
M1L	LC0077	SCARBOROUGH LCD 11	0	17.13	17.13	585890	57.35
M2J	LC0102	SCARBOROUGH STN F	463	17.09	17.09	586353	57.32
M2M	LC0816	WILLOWDALE LCD 2	0	17.01	17.01	586353	57.32
M4G	LC0205	TORONTO STN R	63	17.01	17.01	586416	57.32
M4A	LC0113	NORTH YORK STN O	49	16.96	16.96	586465	57.31
M4A	LC0112	NORTH YORK STN O	0	16.91	16.91	586465	57.31
M4E	LB0001	TORONTO RPO THE BEACHES	0	16.9	16.9	586465	57.31
M1G	LB0001	SCARBOROUGH RPO ORTON PARK	0	16.89	16.89	586465	57.31
M1V	LB0001	SCARBOROUGH RPO MILLIKEN	1	16.87	16.87	586466	57.31
M4J	LC0632	TORONTO STN J	10	16.86	16.86	586476	57.31

FSA	Delivery Mode (Route)	Depot	All Points Of Call	Value 1 (%)	Avg Value	Cumulative Points of Call	Cumulative Penetration
M1C	LC0423	TORONTO LCD WEST HILL	1	16.84	16.84	586477	57.31
M1B	LC0208	TORONTO LCD MALVERN	0	16.78	16.78	586477	57.31
M1R	LC0605	SCARBOROUGH LCD D	0	16.73	16.73	586477	57.31
M4C	LC0512	TORONTO STN H	3	16.73	16.73	586480	57.31
M1H	LC0728	SCARBOROUGH LCD C	0	16.65	16.65	586480	57.31
M3A	LC0033	TORONTO LCD DON MILLS	0	16.57	16.57	586480	57.31
M9V	LC0103	ETOBICOKE STN C	0	16.57	16.57	586480	57.31
M1M	LC0012	SCARBOROUGH LCD 11	0	16.56	16.56	586480	57.31
M1E	LC0436	TORONTO LCD WEST HILL	0	16.51	16.51	586480	57.31
M3N	LC0118	TORONTO LCD DOWNSVIEW C	161	16.47	16.47	586641	57.3
M6S	LC0335	TORONTO LCD 3	0	16.47	16.47	586641	57.3
M1W	LC0138	SCARBOROUGH STN F	550	16.45	16.45	587191	57.26
M1E	LC0430	TORONTO LCD WEST HILL	0	16.43	16.43	587191	57.26
M6C	LC0607	TORONTO STN L	0	16.29	16.29	587191	57.26
M2J	LC0125	SCARBOROUGH STN F	403	16.24	16.24	587594	57.23
M4C	LC0518	TORONTO STN H	4	16.22	16.22	587598	57.23
M1L	LC0087	SCARBOROUGH LCD 11	220	16.15	16.15	587818	57.22
M5M	LC0410	TORONTO STN S	0	16.14	16.14	587818	57.22
M8Z	LC0119	ETOBICOKE LCD U	0	16.13	16.13	587818	57.22
M9M	LC0202	TORONTO LCD WESTON B	23	16.11	16.11	587841	57.22
M3C	LC0032	TORONTO LCD DON MILLS	1388	16.09	16.09	589229	57.12
M4E	LC0527	TORONTO STN H	61	16.03	16.03	589290	57.12
M4E	LC0536	TORONTO STN H	31	16.02	16.02	589321	57.11
M8Z	LC0124	ETOBICOKE LCD U	93	16.02	16.02	589414	57.11
M9A	LC0025	ETOBICOKE LCD D	0	15.92	15.92	589414	57.11
M4B	LC0111	NORTH YORK STN O	0	15.89	15.89	589414	57.11
M4J	LC0634	TORONTO STN J	11	15.85	15.85	589425	57.11
M3H	LC0009	TORONTO LCD DOWNSVIEW A	48	15.76	15.76	589473	57.1
M9L	LC0213	TORONTO LCD WESTON B	0	15.76	15.76	589473	57.1
M6M	LC0304	NORTH YORK STN W	318	15.74	15.74	589791	57.08
M8Z	LC0128	ETOBICOKE LCD U	0	15.62	15.62	589791	57.08
M1W	LC0155	SCARBOROUGH STN F	279	15.46	15.46	590070	57.06
M2H	LC0834	WILLOWDALE LCD 2	158	15.45	15.45	590228	57.05
M1N	LC0013	SCARBOROUGH LCD 11	6	15.42	15.42	590234	57.05
M1T	LB0001	SCARBOROUGH RPO SHEPPARD PHARM	16	15.34	15.34	590250	57.05
M1T	LB0001	SCARBOROUGH RPO AGINCOURT	0	15.34	15.34	590250	57.05
M1C	LC0407	TORONTO LCD WEST HILL	0	15.17	15.17	590250	57.05
M8Z	LC0136	ETOBICOKE LCD U	165	15.12	15.12	590415	57.04
M1M	LC0015	SCARBOROUGH LCD 11	0	15.11	15.11	590415	57.04
M4G	LC0221	TORONTO STN R	294	15.09	15.09	590709	57.02
M1G	LC0716	SCARBOROUGH LCD C	0	14.96	14.96	590709	57.02
M1S	LC0015	TORONTO LCD AGINCOURT	0	14.93	14.93	590709	57.02
M6S	LC0327	TORONTO LCD 3	0	14.92	14.92	590709	57.02
M1S	LC0011	TORONTO LCD AGINCOURT	0	14.86	14.86	590709	57.02
M1S	LC0007	TORONTO LCD AGINCOURT	0	14.85	14.85	590709	57.02
M2H	LC0820	WILLOWDALE LCD 2	0	14.75	14.75	590709	57.02
M1W	LC0147	SCARBOROUGH STN F	0	14.74	14.74	590709	57.02
M9B	LC0063	ETOBICOKE LCD D	248	14.74	14.74	590957	57

FSA	Delivery Mode (Route)	Depot	All Points Of Call	Value 1 (%)	Avg Value	Cumulative Points of Call	Cumulative Penetration
M6L	LC0302	NORTH YORK STN W	187	14.71	14.71	591144	56.99
M1C	LC0416	TORONTO LCD WEST HILL	0	14.68	14.68	591144	56.99
M8W	LC0443	ETOBICOKE STN N	47	14.65	14.65	591191	56.98
M9L	LC0212	TORONTO LCD WESTON B	0	14.56	14.56	591191	56.98
M1W	LC0142	SCARBOROUGH STN F	0	14.5	14.5	591191	56.98
M4N	LB0001	TORONTO RPO BEDFORD	0	14.46	14.46	591191	56.98
M1L	LC0079	SCARBOROUGH LCD 11	0	14.36	14.36	591191	56.98
M1W	LC0148	SCARBOROUGH STN F	257	14.35	14.35	591448	56.96
M1V	LC0315	TORONTO LCD AGINCOURT 4	633	14.34	14.34	592081	56.92
M1B	SS0103	TORONTO LCD MALVERN	0	14.27	14.27	592081	56.92
M1H	LC0721	SCARBOROUGH LCD C	0	14.27	14.27	592081	56.92
M1B	SS0104	TORONTO LCD MALVERN	0	14.1	14.1	592081	56.92
M9N	LC0432	YORK STN WESTON A	4	14.09	14.09	592085	56.92
M8Z	LC0127	ETOBICOKE LCD U	12	14.08	14.08	592097	56.92
M1S	LC0020	TORONTO LCD AGINCOURT	0	14.07	14.07	592097	56.92
M4W	LC0215	TORONTO LCD F	0	14.05	14.05	592097	56.92
M2J	LC0108	SCARBOROUGH STN F	211	14.03	14.03	592308	56.9
M9W	LC0013	ETOBICOKE LCD B	0	13.99	13.99	592308	56.9
M6L	LC0303	NORTH YORK STN W	0	13.97	13.97	592308	56.9
M1W	LC0146	SCARBOROUGH STN F	212	13.91	13.91	592520	56.89
M1W	LC0150	SCARBOROUGH STN F	156	13.87	13.87	592676	56.87
M4G	LC0219	TORONTO STN R	104	13.81	13.81	592780	56.87
L3R	LC0019	UNIONVILLE LCD 1	0	13.77	13.77	592780	56.87
M9C	LC0209	ETOBICOKE LCD A	101	13.69	13.69	592881	56.86
M8Y	LC0113	ETOBICOKE LCD U	29	13.68	13.68	592910	56.86
M2H	LC0836	WILLOWDALE LCD 2	187	13.65	13.65	593097	56.84
M1L	LC0085	SCARBOROUGH LCD 11	318	13.63	13.63	593415	56.82
M2M	LC0809	WILLOWDALE LCD 2	0	13.6	13.6	593415	56.82
M2H	LB0001	NORTH YORK RPO DEXTER	0	13.49	13.49	593415	56.82
M1H	LB0001	SCARBOROUGH RPO CEDAR HEIGHTS	5	13.46	13.46	593420	56.82
M8W	LC0439	ETOBICOKE STN N	6	13.46	13.46	593426	56.82
M8Y	LC0118	ETOBICOKE LCD U	77	13.46	13.46	593503	56.81
M4G	LC0209	TORONTO STN R	62	13.4	13.4	593565	56.81
M2M	LC0817	WILLOWDALE LCD 2	0	13.35	13.35	593565	56.81
M1V	LC0302	TORONTO LCD AGINCOURT 4	5	13.33	13.33	593570	56.81
M4G	LC0208	TORONTO STN R	0	13.3	13.3	593570	56.81
M1C	LC0418	TORONTO LCD WEST HILL	0	13.28	13.28	593570	56.81
M8W	LC0446	ETOBICOKE STN N	6	13.24	13.24	593576	56.81
M6L	LC0325	NORTH YORK STN W	0	13.22	13.22	593576	56.81
M4N	LC0011	TORONTO LCD K	47	13.11	13.11	593623	56.81
M3H	LC0011	TORONTO LCD DOWNSVIEW A	17	13.08	13.08	593640	56.8
M9B	LC0045	ETOBICOKE LCD D	33	13.07	13.07	593673	56.8
M2P	LC0313	WILLOWDALE LCD L	110	13.05	13.05	593783	56.79
M2H	LC0831	WILLOWDALE LCD 2	0	13.01	13.01	593783	56.79
M9P	LC0427	YORK STN WESTON A	111	12.94	12.94	593894	56.79
M1S	LC0018	TORONTO LCD AGINCOURT	0	12.9	12.9	593894	56.79
M8X	LC0003	ETOBICOKE LCD D	131	12.9	12.9	594025	56.78
L3T	LB0001	THORNHILL RPO THORNHILL EAST	2	12.89	12.89	594027	56.78

FSA	Delivery Mode (Route)	Depot	All Points Of Call	Value 1 (%)	Avg Value	Cumulative Points of Call	Cumulative Penetration
M1S	LC0016	TORONTO LCD AGINCOURT	0	12.89	12.89	594027	56.78
M3A	LC0010	TORONTO LCD DON MILLS	357	12.89	12.89	594384	56.75
M1W	LC0145	SCARBOROUGH STN F	222	12.88	12.88	594606	56.73
M4N	LC0013	TORONTO LCD K	0	12.87	12.87	594606	56.73
M5M	LC0408	TORONTO STN S	13	12.86	12.86	594619	56.73
M8Z	LC0117	ETOBICOKE LCD U	6	12.84	12.84	594625	56.73
M4N	LC0010	TORONTO LCD K	0	12.81	12.81	594625	56.73
M1R	LC0613	SCARBOROUGH LCD D	0	12.68	12.68	594625	56.73
M1V	LC0311	TORONTO LCD AGINCOURT 4	454	12.64	12.64	595079	56.7
M1V	LC0319	TORONTO LCD AGINCOURT 4	0	12.61	12.61	595079	56.7
M3H	LC0022	TORONTO LCD DOWNSVIEW A	0	12.46	12.46	595079	56.7
M8W	LC0444	ETOBICOKE STN N	16	12.46	12.46	595095	56.7
M9C	LC0217	ETOBICOKE LCD A	0	12.45	12.45	595095	56.7
M1S	LC0004	TORONTO LCD AGINCOURT	335	12.44	12.44	595430	56.67
M1C	LC0419	TORONTO LCD WEST HILL	0	12.38	12.38	595430	56.67
M4C	LC0516	TORONTO STN H	0	12.36	12.36	595430	56.67
M8Z	LC0123	ETOBICOKE LCD U	0	12.36	12.36	595430	56.67
M4W	LB0001	TORONTO RPO HUDSON BAY CTR	0	12.33	12.33	595430	56.67
M4W	LB0001	TORONTO RPO MANULIFE	20	12.33	12.33	595450	56.67
M4W	LB0001	TORONTO RPO GREENWIN SQUARE	13	12.33	12.33	595463	56.67
M1P	LC0636	SCARBOROUGH LCD D	610	12.31	12.31	596073	56.62
M4R	LC0025	TORONTO LCD K	0	12.24	12.24	596073	56.62
M1E	LC0425	TORONTO LCD WEST HILL	0	12.12	12.12	596073	56.62
M1E	LC0448	TORONTO LCD WEST HILL	0	12.11	12.11	596073	56.62
M4C	LC0517	TORONTO STN H	0	12.06	12.06	596073	56.62
M3B	LC0024	TORONTO LCD DON MILLS	110	12.01	12.01	596183	56.62
M1L	LC0089	SCARBOROUGH LCD 11	27	11.96	11.96	596210	56.61
M1S	LC0014	TORONTO LCD AGINCOURT	0	11.96	11.96	596210	56.61
M1X	SS0106	TORONTO LCD AGINCOURT 4	0	11.93	11.93	596210	56.61
M1S	LB0001	SCARBOROUGH RPO FINCH-MIDLAND	2	11.9	11.9	596212	56.61
M4B	LC0102	NORTH YORK STN O	0	11.89	11.89	596212	56.61
M1V	LC0318	TORONTO LCD AGINCOURT 4	144	11.83	11.83	596356	56.6
M8Z	LC0126	ETOBICOKE LCD U	0	11.83	11.83	596356	56.6
M1E	LC0434	TORONTO LCD WEST HILL	0	11.81	11.81	596356	56.6
M5M	LC0419	TORONTO STN S	24	11.81	11.81	596380	56.6
M2J	LB0001	NORTH YORK RPO LESLIE NYMARK	1	11.79	11.79	596381	56.6
M9B	LC0065	ETOBICOKE LCD D	0	11.77	11.77	596381	56.6
M4N	LC0016	TORONTO LCD K	0	11.69	11.69	596381	56.6
M9R	LC0405	YORK STN WESTON A	0	11.64	11.64	596381	56.6
M1X	SS0105	TORONTO LCD AGINCOURT 4	0	11.6	11.6	596381	56.6
M1B	LB0001	SCARBOROUGH RPO MILNER	0	11.56	11.56	596381	56.6
M1N	LC0020	SCARBOROUGH LCD 11	0	11.51	11.51	596381	56.6
M1V	LC0306	TORONTO LCD AGINCOURT 4	0	11.47	11.47	596381	56.6
M1E	LC0432	TORONTO LCD WEST HILL	102	11.4	11.4	596483	56.59
M9C	LC0204	ETOBICOKE LCD A	129	11.38	11.38	596612	56.58
M1W	LC0140	SCARBOROUGH STN F	214	11.24	11.24	596826	56.57
M4G	LC0207	TORONTO STN R	43	11.2	11.2	596869	56.56

FSA	Delivery Mode (Route)	Depot	All Points Of Call	Value 1 (%)	Avg Value	Cumulative Points of Call	Cumulative Penetration
M1V	LC0310	TORONTO LCD AGINCOURT 4	736	11.18	11.18	597605	56.51
M2H	LC0823	WILLOWDALE LCD 2	0	11.17	11.17	597605	56.51
M1L	LC0086	SCARBOROUGH LCD 11	105	11.1	11.1	597710	56.5
M4E	LC0525	TORONTO STN H	7	11.1	11.1	597717	56.5
M9R	LB0001	ETOBICOKE RPO RICHVIEW	0	11.05	11.05	597717	56.5
M9R	LB0001	ETOBICOKE RPO WESTWAY CENTRE	15	11.05	11.05	597732	56.5
M2H	LC0824	WILLOWDALE LCD 2	0	10.97	10.97	597732	56.5
M8X	LC0005	ETOBICOKE LCD D	7	10.97	10.97	597739	56.5
M1T	LC0029	TORONTO LCD AGINCOURT	0	10.96	10.96	597739	56.5
M9B	LC0061	ETOBICOKE LCD D	0	10.96	10.96	597739	56.5
M1W	LC0144	SCARBOROUGH STN F	218	10.93	10.93	597957	56.48
M5M	LC0415	TORONTO STN S	2	10.85	10.85	597959	56.48
M9C	LC0202	ETOBICOKE LCD A	0	10.78	10.78	597959	56.48
M5N	LC0424	TORONTO STN S	0	10.67	10.67	597959	56.48
M1S	LC0022	TORONTO LCD AGINCOURT	0	10.61	10.61	597959	56.48
M1B	LB0001	SCARBOROUGH RPO ABBY LANE	2	10.6	10.6	597961	56.48
M2L	LC0300	WILLOWDALE LCD L	0	10.6	10.6	597961	56.48
M2L	LC0309	WILLOWDALE LCD L	0	10.58	10.58	597961	56.48
M2J	LC0127	SCARBOROUGH STN F	0	10.57	10.57	597961	56.48
M1C	LC0414	TORONTO LCD WEST HILL	0	10.53	10.53	597961	56.48
M1S	LC0024	TORONTO LCD AGINCOURT	0	10.47	10.47	597961	56.48
M1S	LC0003	TORONTO LCD AGINCOURT	0	10.46	10.46	597961	56.48
M8Y	LB0001	ETOBICOKE RPO THE QUEENSWAY	42	10.4	10.4	598003	56.48
M9W	LC0026	ETOBICOKE LCD B	0	10.4	10.4	598003	56.48
M1N	LC0011	SCARBOROUGH LCD 11	0	10.31	10.31	598003	56.48
M9C	LC0211	ETOBICOKE LCD A	0	10.26	10.26	598003	56.48
M1M	LC0013	SCARBOROUGH LCD 11	3	10.23	10.23	598006	56.48
M1R	LC0620	SCARBOROUGH LCD D	0	10.17	10.17	598006	56.48
M6S	LC0333	TORONTO LCD 3	54	10.15	10.15	598060	56.47
M9N	LC0430	YORK STN WESTON A	0	10.05	10.05	598060	56.47
M1W	LC0139	SCARBOROUGH STN F	0	10	10	598060	56.47
M9B	LC0057	ETOBICOKE LCD D	0	10	10	598060	56.47
M1C	LC0422	TORONTO LCD WEST HILL	0	9.95	9.95	598060	56.47
M5M	LC0411	TORONTO STN S	68	9.94	9.94	598128	56.47
M1S	LC0002	TORONTO LCD AGINCOURT	546	9.91	9.91	598674	56.43
M9B	LC0049	ETOBICOKE LCD D	33	9.9	9.9	598707	56.42
M1C	LC0406	TORONTO LCD WEST HILL	0	9.88	9.88	598707	56.42
M1V	LC0314	TORONTO LCD AGINCOURT 4	0	9.83	9.83	598707	56.42
M1M	LC0002	SCARBOROUGH LCD 11	133	9.78	9.78	598840	56.41
M1M	LC0009	SCARBOROUGH LCD 11	144	9.74	9.74	598984	56.4
M1S	LC0005	TORONTO LCD AGINCOURT	0	9.66	9.66	598984	56.4
M8X	LC0010	ETOBICOKE LCD D	145	9.64	9.64	599129	56.39
M8Z	LC0115	ETOBICOKE LCD U	0	9.44	9.44	599129	56.39
M1W	LC0152	SCARBOROUGH STN F	504	9.36	9.36	599633	56.35
M1V	LC0304	TORONTO LCD AGINCOURT 4	0	9.32	9.32	599633	56.35
M2J	LC0123	SCARBOROUGH STN F	4	9.32	9.32	599637	56.35
L3R	LC0013	UNIONVILLE LCD 1	0	9.28	9.28	599637	56.35

FSA	Delivery Mode (Route)	Depot	All Points Of Call	Value 1 (%)	Avg Value	Cumulative Points of Call	Cumulative Penetration
M5J	LC0101	TORONTO LCD 1	0	9.23	9.23	599637	56.35
M1C	LC0426	TORONTO LCD WEST HILL	0	9.03	9.03	599637	56.35
M5M	LC0417	TORONTO STN S	5	9	9	599642	56.35
M1M	LC0030	SCARBOROUGH LCD 11	31	8.97	8.97	599673	56.35
M4W	LC0208	TORONTO LCD F	4	8.93	8.93	599677	56.35
M1V	LC0303	TORONTO LCD AGINCOURT 4	0	8.91	8.91	599677	56.35
M1C	LC0412	TORONTO LCD WEST HILL	0	8.9	8.9	599677	56.35
M1W	LC0141	SCARBOROUGH STN F	499	8.82	8.82	600176	56.31
M2J	LC0103	SCARBOROUGH STN F	0	8.76	8.76	600176	56.31
M2J	LC0131	SCARBOROUGH STN F	0	8.76	8.76	600176	56.31
M9C	LC0214	ETOBICOKE LCD A	419	8.76	8.76	600595	56.27
M1T	LC0021	TORONTO LCD AGINCOURT	0	8.74	8.74	600595	56.27
M1E	LC0429	TORONTO LCD WEST HILL	4	8.72	8.72	600599	56.27
M9B	LC0068	ETOBICOKE LCD D	274	8.65	8.65	600873	56.25
M1X	SS0109	TORONTO LCD AGINCOURT 4	0	8.64	8.64	600873	56.25
M8X	LC0001	ETOBICOKE LCD D	0	8.63	8.63	600873	56.25
M2H	LC0832	WILLOWDALE LCD 2	176	8.57	8.57	601049	56.24
M1E	LC0435	TORONTO LCD WEST HILL	0	8.53	8.53	601049	56.24
M2N	LC0001	WILLOWDALE LCD N	0	8.53	8.53	601049	56.24
M5P	LC0444	TORONTO STN S	2	8.49	8.49	601051	56.24
M1C	LC0401	TORONTO LCD WEST HILL	3	8.42	8.42	601054	56.24
M9B	LC0047	ETOBICOKE LCD D	0	8.35	8.35	601054	56.24
M1V	LC0308	TORONTO LCD AGINCOURT 4	0	8.29	8.29	601054	56.24
M5P	LC0443	TORONTO STN S	0	8.16	8.16	601054	56.24
M9P	LC0414	YORK STN WESTON A	0	8.16	8.16	601054	56.24
M8Z	LC0121	ETOBICOKE LCD U	0	8.14	8.14	601054	56.24
M3L	LC0041	TORONTO LCD DOWNSVIEW A	0	8.06	8.06	601054	56.24
M2L	LC0311	WILLOWDALE LCD L	0	7.83	7.83	601054	56.24
M1C	LC0420	TORONTO LCD WEST HILL	0	7.79	7.79	601054	56.24
M1V	LC0322	TORONTO LCD AGINCOURT 4	0	7.79	7.79	601054	56.24
M3L	LC0055	TORONTO LCD DOWNSVIEW A	3	7.79	7.79	601057	56.24
L4K	LC0103	CONCORD STN MAIN	0	7.77	7.77	601057	56.24
M2H	LC0822	WILLOWDALE LCD 2	0	7.61	7.61	601057	56.24
M1V	LC0316	TORONTO LCD AGINCOURT 4	0	7.6	7.6	601057	56.24
M3B	LC0027	TORONTO LCD DON MILLS	0	7.59	7.59	601057	56.24
M9B	LC0055	ETOBICOKE LCD D	0	7.58	7.58	601057	56.24
M1B	LC0203	TORONTO LCD MALVERN	219	7.42	7.42	601276	56.22
M1V	LC0324	TORONTO LCD AGINCOURT 4	0	7.3	7.3	601276	56.22
M6N	LB0001	YORK RPO JANE PARK PLAZA	9	7.29	7.29	601285	56.22
M3C	LC0015	TORONTO LCD DON MILLS	0	7.28	7.28	601285	56.22
M1E	LC0437	TORONTO LCD WEST HILL	0	7.26	7.26	601285	56.22
M3M	LB0001	TORONTO RPO KEELE WILSON	0	7.24	7.24	601285	56.22
M2L	LC0317	WILLOWDALE LCD L	0	7.03	7.03	601285	56.22
M1X	SS0108	TORONTO LCD AGINCOURT 4	0	6.96	6.96	601285	56.22
M1V	LC0312	TORONTO LCD AGINCOURT 4	0	6.95	6.95	601285	56.22
M4T	LC0241	TORONTO LCD Q	2	6.88	6.88	601287	56.22
M9A	LC0046	ETOBICOKE LCD D	0	6.67	6.67	601287	56.22
M5M	LC0407	TORONTO STN S	0	6.66	6.66	601287	56.22
M9B	LC0052	ETOBICOKE LCD D	24	6.66	6.66	601311	56.22

FSA	Delivery Mode (Route)	Depot	All Points Of Call	Value 1 (%)	Avg Value	Cumulative Points of Call	Cumulative Penetration
L3R	LC0015	UNIONVILLE LCD 1	0	6.52	6.52	601311	56.22
M1E	LB0001	SCARBOROUGH RPO MORNINGSIDE	1	6.45	6.45	601312	56.22
M1C	LC0424	TORONTO LCD WEST HILL	0	6.43	6.43	601312	56.22
M2P	LC0318	WILLOWDALE LCD L	0	6.43	6.43	601312	56.22
M2L	LC0308	WILLOWDALE LCD L	0	6.4	6.4	601312	56.22
M5M	LC0414	TORONTO STN S	4	6.37	6.37	601316	56.22
M9W	LC0017	ETOBICOKE LCD B	0	6.29	6.29	601316	56.22
M4N	LC0017	TORONTO LCD K	0	6.25	6.25	601316	56.22
M9C	LB0001	ETOBICOKE RPO BURNHAMTHORPE	3	6.25	6.25	601319	56.22
M4G	LC0200	TORONTO STN R	0	6.23	6.23	601319	56.22
M9W	LC0021	ETOBICOKE LCD B	0	6.06	6.06	601319	56.22
M2L	LB0001	NORTH YORK RPO YORK MILLS PLAZ	3	5.86	5.86	601322	56.22
M5M	LC0409	TORONTO STN S	0	5.72	5.72	601322	56.22
M9C	LC0201	ETOBICOKE LCD A	0	5.7	5.7	601322	56.22
M8Z	GD0001	ETOBICOKE PO U	0	5.48	5.48	601322	56.22
M1X	SS0107	TORONTO LCD AGINCOURT 4	0	5.47	5.47	601322	56.22
M3L	LC0056	TORONTO LCD DOWNSVIEW A	0	5.47	5.47	601322	56.22
M1M	LC0001	SCARBOROUGH LCD 11	0	5.28	5.28	601322	56.22
M3B	LC0022	TORONTO LCD DON MILLS	0	5.26	5.26	601322	56.22
M9N	LB0001	NORTH YORK RPO JANE TRETHEWEY	1	5.24	5.24	601323	56.22
M1M	LC0007	SCARBOROUGH LCD 11	2	5.17	5.17	601325	56.22
M1V	LC0305	TORONTO LCD AGINCOURT 4	0	5.08	5.08	601325	56.22
L4W	LC0207	MISSISSAUGA LCD 2	0	5.01	5.01	601325	56.22
M4N	LC0001	TORONTO LCD K	255	5.01	5.01	601580	56.19
M8Y	LC0111	ETOBICOKE LCD U	0	4.95	4.95	601580	56.19
M1C	LC0402	TORONTO LCD WEST HILL	0	4.93	4.93	601580	56.19
M3B	LC0007	TORONTO LCD DON MILLS	0	4.8	4.8	601580	56.19
M1C	LC0404	TORONTO LCD WEST HILL	0	4.72	4.72	601580	56.19
M2L	LC0307	WILLOWDALE LCD L	0	4.7	4.7	601580	56.19
M1C	LC0405	TORONTO LCD WEST HILL	0	4.6	4.6	601580	56.19
M4A	LB0001	NORTH YORK RPO VICTORIA TERR	0	4.49	4.49	601580	56.19
M1C	LC0409	TORONTO LCD WEST HILL	0	4.45	4.45	601580	56.19
M9B	LC0037	ETOBICOKE LCD D	0	4.41	4.41	601580	56.19
M9B	LB0001	ETOBICOKE RPO CLOVERDALE MALL	0	4.38	4.38	601580	56.19
M3B	LC0009	TORONTO LCD DON MILLS	0	4.26	4.26	601580	56.19
M2N	LC0008	WILLOWDALE LCD N	0	4.19	4.19	601580	56.19
M1C	LC0415	TORONTO LCD WEST HILL	0	4.18	4.18	601580	56.19
M9B	LC0059	ETOBICOKE LCD D	3	4.04	4.04	601583	56.19
M1C	LC0410	TORONTO LCD WEST HILL	0	3.91	3.91	601583	56.19
M9A	LC0023	ETOBICOKE LCD D	0	3.76	3.76	601583	56.19
M1C	LB0001	SCARBOROUGH RPO RAVINE PARK PLA	0	3.66	3.66	601583	56.19
M1C	LC0408	TORONTO LCD WEST HILL	0	3.58	3.58	601583	56.19
M1V	LC0301	TORONTO LCD AGINCOURT 4	0	3.45	3.45	601583	56.19
M1E	LC0450	TORONTO LCD WEST HILL	0	3.41	3.41	601583	56.19
M1V	LC0307	TORONTO LCD AGINCOURT 4	0	3.33	3.33	601583	56.19

FSA	Delivery Mode (Route)	Depot	All Points Of Call	Value 1 (%)	Avg Value	Cumulative Points of Call	Cumulative Penetration
M9B	LB0001	ETOBICOKE RPO SIX POINTS PLAZ	1	3.23	3.23	601584	56.19
M1M	LB0001	SCARBOROUGH RPO CLIFFCREST SDM	1	3.21	3.21	601585	56.19
M1C	LC0403	TORONTO LCD WEST HILL	0	3.11	3.11	601585	56.19
M9A	LC0050	ETOBICOKE LCD D	1	2.99	2.99	601586	56.19
M1T	LC0025	TORONTO LCD AGINCOURT	0	2.97	2.97	601586	56.19
M3B	LC0013	TORONTO LCD DON MILLS	0	2.94	2.94	601586	56.19
M2L	LC0303	WILLOWDALE LCD L	0	2.66	2.66	601586	56.19
M8Y	LC0109	ETOBICOKE LCD U	9	2.52	2.52	601595	56.19
M9A	LC0027	ETOBICOKE LCD D	0	2.51	2.51	601595	56.19
M9A	LC0020	ETOBICOKE LCD D	0	1.87	1.87	601595	56.19
M1C	LC0413	TORONTO LCD WEST HILL	0	1.81	1.81	601595	56.19
M9C	LC0203	ETOBICOKE LCD A	0	1.8	1.8	601595	56.19
M9C	LC0205	ETOBICOKE LCD A	0	1.62	1.62	601595	56.19
M9R	LC0417	YORK STN WESTON A	0	1.45	1.45	601595	56.19
M3B	LC0019	TORONTO LCD DON MILLS	15	1.4	1.4	601610	56.19
M9B	LC0053	ETOBICOKE LCD D	0	1.26	1.26	601610	56.19
M3B	LC0011	TORONTO LCD DON MILLS	0	1.07	1.07	601610	56.19
M1C	LC0411	TORONTO LCD WEST HILL	0	1.03	1.03	601610	56.19
L4L	LC0001	WOODBIDGE STN MAIN	0	0	0	601610	56.19
M1E	LB0001	SCARBOROUGH STN WEST HILL	0	0	0	601610	56.19
M1G	LC0707	SCARBOROUGH LCD C	0	0	0	601610	56.19
M1H	LC0709	SCARBOROUGH LCD C	0	0	0	601610	56.19
M1H	LC0711	SCARBOROUGH LCD C	0	0	0	601610	56.19
M1H	LC0719	SCARBOROUGH LCD C	0	0	0	601610	56.19
M1K	LB0001	SCARBOROUGH LCD 11	0	0	0	601610	56.19
M1P	LB0001	SCARBOROUGH PO D	0	0	0	601610	56.19
M1P	DR0000	SCARBOROUGH LCD D	0	0	0	601610	56.19
M1P	LC0611	SCARBOROUGH LCD D	0	0	0	601610	56.19
M1P	LC0613	SCARBOROUGH LCD D	0	0	0	601610	56.19
M1S	LC0036	TORONTO LCD AGINCOURT	0	0	0	601610	56.19
M1S	LB0001	SCARBOROUGH STN AGINCOURT	0	0	0	601610	56.19
M1X	LC0301	TORONTO LCD AGINCOURT 4	0	0	0	601610	56.19
M1X	LC0305	TORONTO LCD AGINCOURT 4	0	0	0	601610	56.19
M1X	LC0321	TORONTO LCD AGINCOURT 4	0	0	0	601610	56.19
M1W	LB0001	SCARBOROUGH STN F	0	0	0	601610	56.19
M1W	LB0001	SCARBOROUGH RPO BRIDLEWOOD MALL	0	0	0	601610	56.19
M2H	DR0000	WILLOWDALE LCD 2	0	0	0	601610	56.19
M2K	DR0000	WILLOWDALE LCD B	0	0	0	601610	56.19
M2N	LB0001	WILLOWDALE PO A	0	0	0	601610	56.19
M2K	LB0001	WILLOWDALE PO B	0	0	0	601610	56.19
M3B	LC0003	TORONTO LCD DON MILLS	0	0	0	601610	56.19
M3B	LC0005	TORONTO LCD DON MILLS	0	0	0	601610	56.19
M3H	LC0001	TORONTO LCD DOWNSVIEW A	0	0	0	601610	56.19
M3K	LC0035	TORONTO LCD DOWNSVIEW A	1	0	0	601611	56.19
M3K	LC0036	TORONTO LCD DOWNSVIEW A	0	0	0	601611	56.19
M3K	LC0037	TORONTO LCD DOWNSVIEW A	0	0	0	601611	56.19

FSA	Delivery Mode (Route)	Depot	All Points Of Call	Value 1 (%)	Avg Value	Cumulative Points of Call	Cumulative Penetration
M3K	LC0042	TORONTO LCD DOWNSVIEW A	0	0	0	601611	56.19
M3M	LB0001	TORONTO LCD DOWNSVIEW A	0	0	0	601611	56.19
M3J	DR0000	TORONTO LCD DOWNSVIEW C	0	0	0	601611	56.19
M3N	DR0000	TORONTO LCD DOWNSVIEW C	0	0	0	601611	56.19
M4A	GD0001	NORTH YORK STN O	0	0	0	601611	56.19
M4A	LB0001	NORTH YORK STN O	0	0	0	601611	56.19
M4B	LC0113	NORTH YORK STN O	0	0	0	601611	56.19
M4G	LC0203	TORONTO STN R	0	0	0	601611	56.19
M4K	DR0000	TORONTO STN J	0	0	0	601611	56.19
M4M	LB0001	TORONTO RPO LESLIE ST	0	0	0	601611	56.19
M4L	DR0000	TORONTO STN G	0	0	0	601611	56.19
M4M	DR0000	TORONTO STN G	0	0	0	601611	56.19
M4M	LC0403	TORONTO STN G	0	0	0	601611	56.19
M4M	LC0409	TORONTO STN G	0	0	0	601611	56.19
M4M	LC0417	TORONTO STN G	0	0	0	601611	56.19
M4M	LC0421	TORONTO STN G	0	0	0	601611	56.19
M4P	LB0001	TORONTO PO K	0	0	0	601611	56.19
M4N	LC0004	TORONTO LCD K	0	0	0	601611	56.19
M4P	LC0021	TORONTO LCD K	0	0	0	601611	56.19
M4S	DR0000	TORONTO LCD Q	0	0	0	601611	56.19
M4S	LC0219	TORONTO LCD Q	0	0	0	601611	56.19
M4T	LC0206	TORONTO LCD Q	0	0	0	601611	56.19
M4T	LC0212	TORONTO LCD Q	0	0	0	601611	56.19
M4T	LC0217	TORONTO LCD Q	0	0	0	601611	56.19
M4W	DR0000	TORONTO LCD F	0	0	0	601611	56.19
M5A	DR0000	TORONTO LCD ADELAIDE	0	0	0	601611	56.19
M5B	DR0000	TORONTO LCD 2	0	0	0	601611	56.19
M5C	DR0000	TORONTO LCD 2	0	0	0	601611	56.19
M5E	DR0000	TORONTO LCD 2	0	0	0	601611	56.19
M5E	LC0237	TORONTO LCD 2	0	0	0	601611	56.19
M5G	DR0000	TORONTO LCD 2	0	0	0	601611	56.19
M5G	LC0205	TORONTO LCD 2	0	0	0	601611	56.19
M5G	LC0209	TORONTO LCD 2	0	0	0	601611	56.19
M5G	LC0229	TORONTO LCD 2	0	0	0	601611	56.19
M5H	DR0000	TORONTO LCD 1	0	0	0	601611	56.19
M5H	LC0105	TORONTO LCD 1	0	0	0	601611	56.19
M5H	LC0113	TORONTO LCD 1	0	0	0	601611	56.19
M5H	LC0125	TORONTO LCD 1	0	0	0	601611	56.19
M5H	MR0001	TORONTO LCD 1	0	0	0	601611	56.19
M5J	DR0000	TORONTO LCD 1	0	0	0	601611	56.19
M5J	LC0117	TORONTO LCD 1	0	0	0	601611	56.19
M5J	LB0001	TORONTO PO ROYAL BANK	0	0	0	601611	56.19
M5J	LB0001	TORONTO RPO BROOKFIELD	1	0	0	601612	56.19
M5K	DR0000	TORONTO STN TORONTO DOM	0	0	0	601612	56.19
M5L	DR0000	TORONTO STN COMMERCE COURT	0	0	0	601612	56.19
M5L	LB0001	TORONTO STN COMMERCE COURT	0	0	0	601612	56.19
M5N	LB0001	TORONTO RPO CASTLEWOOD	3	0	0	601615	56.19
M5S	LC0726	TORONTO LCD P	0	0	0	601615	56.19

FSA	Delivery Mode (Route)	Depot	All Points Of Call	Value 1 (%)	Avg Value	Cumulative Points of Call	Cumulative Penetration
M5S	LC0739	TORONTO LCD P	0	0	0	601615	56.19
M5S	MR0098	TORONTO LCD P	0	0	0	601615	56.19
M5T	DR0000	TORONTO LCD B	0	0	0	601615	56.19
M5T	LC0311	TORONTO LCD B	0	0	0	601615	56.19
M5V	DR0000	TORONTO LCD B	0	0	0	601615	56.19
M5V	LB0001	TORONTO RPO KING ST W	11	0	0	601626	56.19
M5V	LB0001	TORONTO RPO QUEEN BEVERLY	4	0	0	601630	56.19
M5V	LB0001	TORONTO RPO QUEEN BATHURST	0	0	0	601630	56.19
M5V	LB0001	TORONTO RPO LIBERTY VILLAGE	1	0	0	601631	56.19
M5V	LB0001	TORONTO RPO QUEENS QUAY	0	0	0	601631	56.19
M5W	LB0002	TORONTO STN A	0	0	0	601631	56.19
M5W	LB0003	TORONTO STN A	0	0	0	601631	56.19
M5W	LB0005	TORONTO STN A	0	0	0	601631	56.19
M5X	DR0000	TORONTO STN 1ST CAN PLACE	0	0	0	601631	56.19
M5X	LB0001	TORONTO STN 1ST CAN PLACE	0	0	0	601631	56.19
M6B	LB0001	TORONTO STN T	0	0	0	601631	56.19
M5N	LB0001	TORONTO RPO NORTOWN	0	0	0	601631	56.19
M6E	DR0000	TORONTO STN L	0	0	0	601631	56.19
M6G	DR0000	TORONTO LCD E	0	0	0	601631	56.19
M6H	DR0000	TORONTO LCD E	0	0	0	601631	56.19
M6H	GD0001	TORONTO LCD E	0	0	0	601631	56.19
M6J	DR0000	TORONTO LCD C	0	0	0	601631	56.19
M6J	GD0001	TORONTO LCD C	0	0	0	601631	56.19
M6K	LC0035	TORONTO LCD C	0	0	0	601631	56.19
M6K	LC0048	TORONTO LCD C	0	0	0	601631	56.19
M6R	DR0000	TORONTO LCD C	0	0	0	601631	56.19
M6M	DR0000	NORTH YORK STN W	0	0	0	601631	56.19
M6M	LC0316	NORTH YORK STN W	0	0	0	601631	56.19
M6P	DR0000	TORONTO LCD 3	0	0	0	601631	56.19
M6S	DR0000	TORONTO LCD 3	0	0	0	601631	56.19
M6S	LB0001	TORONTO RPO BLOOR WEST	0	0	0	601631	56.19
M7A	DR0000	TORONTO STN PROVINCIAL GOVT	0	0	0	601631	56.19
M7Y	DR0000	TORONTO STN BRM B	0	0	0	601631	56.19
M7Y	LB0001	TORONTO STN BRM B	0	0	0	601631	56.19
M8V	LB0001	ETOBICOKE RPO MIMICO	0	0	0	601631	56.19
M8V	LB0001	ETOBICOKE RPO LAKE SHORE VLG	0	0	0	601631	56.19
M9A	DR0000	ETOBICOKE LCD D	0	0	0	601631	56.19
M9C	LC0220	ETOBICOKE LCD A	0	0	0	601631	56.19
M9C	LC0228	ETOBICOKE LCD A	0	0	0	601631	56.19
M9L	LB0001	TORONTO LCD WESTON B	0	0	0	601631	56.19
M9M	LC0221	TORONTO LCD WESTON B	0	0	0	601631	56.19
M9L	LB0001	NORTH YORK STN WESTON B	0	0	0	601631	56.19
M9R	LC0419	YORK STN WESTON A	0	0	0	601631	56.19
M9W	LB0001	ETOBICOKE PO B	0	0	0	601631	56.19
M9W	LC0007	ETOBICOKE LCD B	0	0	0	601631	56.19

Your Targeting Report

Postal Station Summary



To avoid transportation charges, you may want to deposit your Neighbourhood Mail™ directly at each postal station responsible for your mailing. The table below provides you with a list of post offices where you need to induct your mailing, and how many pieces must be deposited at each location.

	HOUSES	APARTMENTS	FARMS	BUSINESSES	TOTAL POINTS OF CALL
UNIONVILLE LCD 131 BRODIE DR RICHMOND HILL ON L3R 3K0					
TOTAL	0	0	0	0	0
THORNHILL RPO THORNHILL EAST1-2900 STEELES AVE E THORNHILL ON L3T 2A0					
TOTAL	0	2	0	0	2
THORNHILL LCD 2031 BRODIE DR RICHMOND HILL ON L4B 4W0					
TOTAL	0	0	0	0	0
CONCORD STN MAIN707 CREDITSTONE RD CONCORD ON L4K 1A0					
TOTAL	0	0	0	0	0
WOODBIDGE STN MAIN707 CREDITSTONE RD CONCORD ON L4L 1A0					
TOTAL	0	111	0	0	111
MISSISSAUGA LCD 21-340 MATHESON BLVD E MISSISSAUGA ON L4Y 2A0					
TOTAL	0	885	0	0	885
SCARBOROUGH RPO MILNER1152 MORNINGSIDE AVE SCARBOROUGH ON M1B 3A0					
TOTAL	0	0	0	0	0
TORONTO LCD MALVERN100-280 PROGRESS AVE SCARBOROUGH ON M1B 3C0					
TOTAL	0	5031	0	0	5031
SCARBOROUGH RPO ABBY LANE1022-91 RYLANDER BLVD SCARBOROUGH ON M1B 5M0					
TOTAL	0	2	0	0	2
SCARBOROUGH RPO RAVINE PARK PLA1-265 PORT UNION RD SCARBOROUGH ON M1C 2L0					
TOTAL	0	0	0	0	0
SCARBOROUGH RPO GUILDWOOD PLAZA105 GUILDWOOD PKY SCARBOROUGH ON M1E 1N0					
TOTAL	0	0	0	0	0
TORONTO LCD WEST HILL5-280 PROGRESS AVE SCARBOROUGH ON M1E 2P0					
TOTAL	0	6314	0	0	6314
SCARBOROUGH STN WEST HILL280 PROGRESS AVE SCARBOROUGH ON M1E 2S0					
TOTAL	0	0	0	0	0
SCARBOROUGH RPO MORNINGSIDE255 MORNINGSIDE AVE SCARBOROUGH ON M1E 3E0					
GRAND TOTAL	0	601631	0	0	601631

	HOUSES	APARTMENTS	FARMS	BUSINESSES	TOTAL POINTS OF CALL
TOTAL	0	1	0	0	1
SCARBOROUGH RPO ORTON PARK1-136 ORTON PARK RD SCARBOROUGH ON M1G 2V0					
TOTAL	0	0	0	0	0
SCARBOROUGH LCD C100-280 PROGRESS AVE SCARBOROUGH ON M1H 1A0					
TOTAL	0	9435	0	0	9435
SCARBOROUGH RPO CEDAR HEIGHTS629 MARKHAM RD SCARBOROUGH ON M1H 2A0					
TOTAL	0	5	0	0	5
SCARBOROUGH RPO MCCOWAN SQUARE1-1235 MCCOWAN RD SCARBOROUGH ON M1H 3K0					
TOTAL	0	7	0	0	7
SCARBOROUGH RPO MCCOWAN1-685 MCCOWAN RD SCARBOROUGH ON M1J 1J0					
TOTAL	0	2	0	0	2
SCARBOROUGH LCD 11155 ASHTONBEE RD SCARBOROUGH ON M1K 2M0					
TOTAL	0	28280	0	0	28280
SCARBOROUGH STN A2439 EGLINTON AVE E SCARBOROUGH ON M1K 2N0					
TOTAL	0	55	0	0	55
SCARBOROUGH RPO EASTOWN CENTRE1-2682 EGLINTON AVE E SCARBOROUGH ON M1K 2S0					
TOTAL	0	1	0	0	1
SCARBOROUGH RPO EGLINTON SQUARE1-70 EGLINTON SQ SCARBOROUGH ON M1L 4T0					
TOTAL	0	4	0	0	4
SCARBOROUGH RPO CLIFFCREST SDM2999 KINGSTON RD SCARBOROUGH ON M1M 1P0					
TOTAL	0	1	0	0	1
SCARBOROUGH RPO TERRY TOWN2369 KINGSTON RD SCARBOROUGH ON M1N 1T0					
TOTAL	0	0	0	0	0
SCARBOROUGH RPO WHITE SHIELDS1-2300 LAWRENCE AVE E SCARBOROUGH ON M1P 2R0					
TOTAL	0	0	0	0	0
SCARBOROUGH PO D280 PROGRESS AVE SCARBOROUGH ON M1P 2Z0					
TOTAL	0	0	0	0	0
SCARBOROUGH RPO TOWN CENTRE1-300 BOROUGH DR SCARBOROUGH ON M1P 4P0					
TOTAL	0	3	0	0	3
SCARBOROUGH LCD D4-280 PROGRESS AVE SCARBOROUGH ON M1R 3C0					
TOTAL	0	13903	0	0	13903
SCARBOROUGH RPO PARKWAY MALL31-85 ELLESMERE RD SCARBOROUGH ON M1R 4B0					
TOTAL	0	27	0	0	27
GRAND TOTAL	0	601631	0	0	601631

	HOUSES	APARTMENTS	FARMS	BUSINESSES	TOTAL POINTS OF CALL
TORONTO LCD AGINCOURT280 PROGRESS AVE SCARBOROUGH ON M1S 1T0					
TOTAL	0	13446	0	0	13446
SCARBOROUGH STN AGINCOURT1-280 PROGRESS AVE SCARBOROUGH ON M1S 1V0					
TOTAL	0	0	0	0	0
SCARBOROUGH RPO FINCH-MIDLAND103-4190 FINCH AVE E SCARBOROUGH ON M1S 4T0					
TOTAL	0	2	0	0	2
SCARBOROUGH RPO HUNTINGWOOD1-2355 WARDEN AVE SCARBOROUGH ON M1T 1V0					
TOTAL	0	0	0	0	0
SCARBOROUGH RPO SHEPPARD PHARM1-2901 SHEPPARD AVE E SCARBOROUGH ON M1T 3J0					
TOTAL	0	16	0	0	16
SCARBOROUGH RPO AGINCOURT3607 SHEPPARD AVE E SCARBOROUGH ON M1T 3L0					
TOTAL	0	0	0	0	0
SCARBOROUGH RPO WOODSIDE SQUARE161-1571 SANDHURST CIR SCARBOROUGH ON M1V 1V0					
TOTAL	0	4	0	0	4
TORONTO LCD AGINCOURT 42-280 PROGRESS AVE SCARBOROUGH ON M1V 2T0					
TOTAL	0	4530	0	0	4530
SCARBOROUGH RPO MILLIKEN1-5671 STEELES AVE E SCARBOROUGH ON M1V 5P0					
TOTAL	0	1	0	0	1
SCARBOROUGH STN F280 PROGRESS AVE SCARBOROUGH ON M1W 2K0					
TOTAL	0	22420	0	0	22420
SCARBOROUGH RPO BRIDLEWOOD MALL1-2900 WARDEN AVE SCARBOROUGH ON M1W 2S0					
TOTAL	0	0	0	0	0
SCARBOROUGH RPO VILLAGE SQUARE2942 FINCH AVE E SCARBOROUGH ON M1W 2T0					
TOTAL	0	0	0	0	0
WILLOWDALE LCD 255 TEMPO AVE NORTH YORK ON M2H 1A0					
TOTAL	0	8445	0	0	8445
NORTH YORK RPO DEXTER5899 LESLIE ST NORTH YORK ON M2H 1J0					
TOTAL	0	0	0	0	0
NORTH YORK RPO LESLIE NYMARK1-4865 LESLIE ST NORTH YORK ON M2J 2K0					
TOTAL	0	1	0	0	1
NORTH YORK RPO DON VALLEY2075-1800 SHEPPARD AVE E NORTH YORK ON M2J 5B0					
TOTAL	0	0	0	0	0
NORTH YORK RPO CUMMER3299 BAYVIEW AVE NORTH YORK ON M2K 1A0					
TOTAL	0	1	0	0	1
GRAND TOTAL	0	601631	0	0	601631

	HOUSES	APARTMENTS	FARMS	BUSINESSES	TOTAL POINTS OF CALL
WILLOWDALE LCD B699 SHEPPARD AVE E NORTH YORK ON M2K 1E0					
TOTAL	0	8630	0	0	8630
NORTH YORK RPO BAYVIEW VILLAGE7A-2901 BAYVIEW AVE NORTH YORK ON M2K 1H0					
TOTAL	0	7	0	0	7
NORTH YORK RPO YORK MILLS PLAZ1-2528 BAYVIEW AVE NORTH YORK ON M2L 1A0					
TOTAL	0	3	0	0	3
NORTH YORK RPO CENTERPOINT6428 YONGE ST NORTH YORK ON M2M 4J0					
TOTAL	0	6	0	0	6
NORTH YORK RPO YONGE AND FINCH5576 YONGE ST NORTH YORK ON M2N 5S0					
TOTAL	0	4	0	0	4
WILLOWDALE PO AB-4841 YONGE ST NORTH YORK ON M2N 5T0					
TOTAL	0	0	0	0	0
NORTH YORK RPO SHEPPARD CENTREB6-4841 YONGE ST NORTH YORK ON M2N 5W0					
TOTAL	0	5	0	0	5
NORTH YORK RPO THE CONCOURSE1-1057 STEELES AVE W NORTH YORK ON M2R 2S0					
TOTAL	0	30	0	0	30
WILLOWDALE STN D1-6035 BATHURST ST NORTH YORK ON M2R 3G0					
TOTAL	0	9449	0	0	9449
NORTH YORK RPO PARKWOODS PLAZA1285 YORK MILLS RD NORTH YORK ON M3A 1Z0					
TOTAL	0	1	0	0	1
TORONTO RPO YK MILLS LESLIE1859 LESLIE ST NORTH YORK ON M3B 1X0					
TOTAL	0	0	0	0	0
WILLOWDALE PO B70 WYNFORD DR NORTH YORK ON M3C 0B0					
TOTAL	0	0	0	0	0
WILLOWDALE LCD L70 WYNFORD DR NORTH YORK ON M3C 1J0					
TOTAL	0	2036	0	0	2036
NORTH YORK RPO DON MILLS2-946 LAWRENCE AVE E NORTH YORK ON M3C 1P0					
TOTAL	0	9	0	0	9
NORTH YORK RPO FLEMINGDON1-747 DON MILLS RD NORTH YORK ON M3C 1S0					
TOTAL	0	4	0	0	4
TORONTO LCD DON MILLS70 WYNFORD DR NORTH YORK ON M3C 2E0					
TOTAL	0	22458	0	0	22458
NORTH YORK STN DON MILLS1-70 WYNFORD DR NORTH YORK ON M3C 2H0					
GRAND TOTAL	0	601631	0	0	601631

	HOUSES	APARTMENTS	FARMS	BUSINESSES	TOTAL POINTS OF CALL
TOTAL	0	0	0	0	0
TORONTO RPO SHEPPARD PLAZA592 SHEPPARD AVE W NORTH YORK ON M3H 2W0					
TOTAL	0	0	0	0	0
NORTH YORK RPO DOWNSVIEW5-1027 FINCH AVE W NORTH YORK ON M3J 2C0					
TOTAL	0	2	0	0	2
NORTH YORK RPO KEELE SHEPPARD3364 KEELE ST NORTH YORK ON M3J 3L0					
TOTAL	0	1	0	0	1
NORTH YORK RPO STEELES WEST6-2215 STEELES AVE W NORTH YORK ON M3J 3N0					
TOTAL	0	0	0	0	0
NORTH YORK RPO JANE WILSON1-1597 WILSON AVE NORTH YORK ON M3L 1B0					
TOTAL	0	12	0	0	12
TORONTO RPO KEELE WILSON1116 WILSON AVE TORONTO ON M3M 1G0					
TOTAL	0	0	0	0	0
TORONTO LCD DOWNSVIEW A66 RAY AVE YORK ON M3M 2G0					
TOTAL	0	16548	0	0	16548
WILLOWDALE LCD N500 OAKDALE RD NORTH YORK ON M3N 0A0					
TOTAL	0	25863	0	0	25863
NORTH YORK RPO JANE-FINCH MALL1-3975 JANE ST NORTH YORK ON M3N 2K0					
TOTAL	0	3	0	0	3
TORONTO LCD DOWNSVIEW C500 OAKDALE RD NORTH YORK ON M3N 2S0					
TOTAL	0	15556	0	0	15556
NORTH YORK RPO VICTORIA TERR19-1448 LAWRENCE AVE E NORTH YORK ON M4A 2S0					
TOTAL	0	0	0	0	0
NORTH YORK STN O70 WYNFORD DR NORTH YORK ON M4B 2B0					
TOTAL	0	7219	0	0	7219
TORONTO RPO O'CONNOR1095 O'CONNOR DR EAST YORK ON M4B 2T0					
TOTAL	0	7	0	0	7
TORONTO RPO COXWELL SHOPPER1630 DANFORTH AVE TORONTO ON M4C 1H0					
TOTAL	0	1	0	0	1
TORONTO STN H600 COMMISSIONERS ST TORONTO ON M4C 1L0					
TOTAL	0	10210	0	0	10210
TORONTO RPO SHOPPERS WORLD3003 DANFORTH AVE TORONTO ON M4C 1M0					
TOTAL	0	3	0	0	3
GRAND TOTAL	0	601631	0	0	601631

	HOUSES	APARTMENTS	FARMS	BUSINESSES	TOTAL POINTS OF CALL
TORONTO RPO WOODBINE HTS1500 WOODBINE AVE EAST YORK ON M4C 4G0					
TOTAL	0	0	0	0	0
TORONTO RPO THE BEACHES2140A QUEEN ST E TORONTO ON M4E 1E0					
TOTAL	0	0	0	0	0
TORONTO RPO LEASIDE1601 BAYVIEW AVE TORONTO ON M4G 3B0					
TOTAL	0	4	0	0	4
TORONTO STN R70 WYNFORD DR NORTH YORK ON M4G 3T0					
TOTAL	0	8917	0	0	8917
TORONTO RPO THORNCLIFFERPO-45 OVERLEA BLVD TORONTO ON M4H 1C0					
TOTAL	0	12	0	0	12
TORONTO RPO DANFORTH755 DANFORTH AVE TORONTO ON M4J 0A0					
TOTAL	0	1	0	0	1
TORONTO STN J600 COMMISSIONERS ST TORONTO ON M4J 1L0					
TOTAL	0	8709	0	0	8709
TORONTO RPO CHESTER358 DANFORTH AVE TORONTO ON M4K 1M0					
TOTAL	0	9	0	0	9
TORONTO RPO ELLERBECKRP0-180 DANFORTH AVE TORONTO ON M4K 1N0					
TOTAL	0	3	0	0	3
TORONTO RPO LESLIE ST1-1015 LAKE SHORE BLVD E TORONTO ON M4M 1B0					
TOTAL	0	0	0	0	0
TORONTO STN G600 COMMISSIONERS ST TORONTO ON M4M 1H0					
TOTAL	0	6829	0	0	6829
TORONTO RPO QUEEN CARLAWRPO-970 QUEEN ST E TORONTO ON M4M 1J0					
TOTAL	0	9	0	0	9
TORONTO PO K2708 YONGE ST TORONTO ON M4N 2H0					
TOTAL	0	0	0	0	0
TORONTO RPO BEDFORD3366 YONGE ST TORONTO ON M4N 2M0					
TOTAL	0	0	0	0	0
TORONTO RPO YONGE EGLINTON1-2300 YONGE ST TORONTO ON M4P 1E0					
TOTAL	0	8	0	0	8
TORONTO LCD K195 WICKSTEED AVE EAST YORK ON M4P 2E0					
TOTAL	0	16751	0	0	16751
TORONTO RPO BROADWAY1-2345 YONGE ST TORONTO ON M4P 3E0					
TOTAL	0	5	0	0	5
GRAND TOTAL	0	601631	0	0	601631

	HOUSES	APARTMENTS	FARMS	BUSINESSES	TOTAL POINTS OF CALL
TORONTO RPO DAVISVILLE1881 YONGE ST TORONTO ON M4S 3C0					
TOTAL	0	10	0	0	10
TORONTO RPO ST CLAIR CENTRE1421 YONGE ST TORONTO ON M4T 1K0					
TOTAL	0	7	0	0	7
TORONTO LCD Q195 WICKSTEED AVE EAST YORK ON M4T 1L0					
TOTAL	0	20675	0	0	20675
TORONTO PO Q27 ST CLAIR AVE E TORONTO ON M4T 1M0					
TOTAL	0	0	0	0	0
TORONTO RPO HEATH YONGERPO-1507 YONGE ST TORONTO ON M4T 1Z0					
TOTAL	0	4	0	0	4
TORONTO RPO HUDSON BAY CTRRPO-20 BLOOR ST E TORONTO ON M4W 1A0					
TOTAL	0	0	0	0	0
TORONTO RPO MANULIFE305-55 BLOOR ST W TORONTO ON M4W 1B0					
TOTAL	0	20	0	0	20
TORONTO RPO GREENWIN SQUARE5-345 BLOOR ST E TORONTO ON M4W 3J0					
TOTAL	0	13	0	0	13
TORONTO LCD F675 COMMISSIONERS ST TORONTO ON M4W 3N0					
TOTAL	0	4789	0	0	4789
TORONTO LCD CHARLES ST675 COMMISSIONERS ST TORONTO ON M4Y 1T0					
TOTAL	0	19110	0	0	19110
TORONTO RPO WOOD STREETRPO-465 YONGE ST TORONTO ON M4Y 1X0					
TOTAL	0	3	0	0	3
TORONTO PO F663A YONGE ST TORONTO ON M4Y 2T0					
TOTAL	0	0	0	0	0
TORONTO LCD ADELAIDE600 COMMISSIONERS ST TORONTO ON M5A 1C0					
TOTAL	0	28175	0	0	28175
TORONTO RPO CORKTOWNRPO-351 QUEEN ST E TORONTO ON M5A 1T0					
TOTAL	0	3	0	0	3
TORONTO RPO CABBAGETOWNRPO-467 PARLIAMENT ST TORONTO ON M5A 3A0					
TOTAL	0	0	0	0	0
TORONTO RPO DUNDAS SQUARERPO-10 DUNDAS ST E TORONTO ON M5B 2G0					
TOTAL	0	1	0	0	1
TORONTO RPO SHOPPER'S DRUGRPO-220 YONGE ST TORONTO ON M5B 2H0					
GRAND TOTAL	0	601631	0	0	601631

	HOUSES	APARTMENTS	FARMS	BUSINESSES	TOTAL POINTS OF CALL
TOTAL	0	0	0	0	0
TORONTO LCD 2400-600 COMMISSIONERS ST TORONTO ON M5C 1A0					
TOTAL	0	16651	0	0	16651
TORONTO PO ADELAIDERPO-31 ADELAIDE ST E TORONTO ON M5C 2J0					
TOTAL	0	16	0	0	16
TORONTO RPO YONGE-KINGRPO-69 YONGE ST TORONTO ON M5E 1K0					
TOTAL	0	4	0	0	4
TORONTO RPO MARKET18 LOWER JARVIS ST TORONTO ON M5E 1N0					
TOTAL	0	1	0	0	1
TORONTO RPO BAY ADELAIDEC1-333 BAY ST TORONTO ON M5H 2R0					
TOTAL	0	0	0	0	0
TORONTO LCD 1600 COMMISSIONERS ST TORONTO ON M5J 1E0					
TOTAL	0	7928	0	0	7928
TORONTO PO ROYAL BANKRPO-200 BAY ST TORONTO ON M5J 2H0					
TOTAL	0	0	0	0	0
TORONTO RPO ROYL BANK PLAZASUB-200 BAY ST TORONTO ON M5J 2J0					
TOTAL	0	15	0	0	15
TORONTO RPO BROOKFIELDRPO-181 BAY ST TORONTO ON M5J 2T0					
TOTAL	0	1	0	0	1
TORONTO STN TORONTO DOM66 WELLINGTON ST W TORONTO ON M5K 1A0					
TOTAL	0	0	0	0	0
TORONTO STN COMMERCE COURT25 KING ST W TORONTO ON M5L 1A0					
TOTAL	0	0	0	0	0
TORONTO RPO AVENUE LAWRENCE1-1500 AVENUE RD TORONTO ON M5M 3X0					
TOTAL	0	0	0	0	0
TORONTO STN S195 WICKSTEED AVE EAST YORK ON M5M 3Y0					
TOTAL	0	9939	0	0	9939
TORONTO RPO CASTLEWOOD1-550 EGLINTON AVE W TORONTO ON M5N 1B0					
TOTAL	0	3	0	0	3
TORONTO RPO DUPONT1-292 DUPONT ST TORONTO ON M5R 1V0					
TOTAL	0	0	0	0	0
TORONTO RPO AVENUE ROAD383-87 AVENUE RD TORONTO ON M5R 3R0					
TOTAL	0	0	0	0	0
GRAND TOTAL	0	601631	0	0	601631

	HOUSES	APARTMENTS	FARMS	BUSINESSES	TOTAL POINTS OF CALL
TORONTO PO P875 BLOOR ST W TORONTO ON M5S 0A0					
TOTAL	0	0	0	0	0
TORONTO RPO THE COLONADE202-131 BLOOR ST W TORONTO ON M5S 1R0					
TOTAL	0	0	0	0	0
TORONTO RPO WALMERRPO-360A BLOOR ST W TORONTO ON M5S 1X0					
TOTAL	0	0	0	0	0
TORONTO LCD P66 RAY AVE YORK ON M5S 2J0					
TOTAL	0	12573	0	0	12573
TORONTO RPO COLLEGE SPADINA105-340 COLLEGE ST TORONTO ON M5T 1S0					
TOTAL	0	1	0	0	1
TORONTO LCD B675 COMMISSIONERS ST TORONTO ON M5T 2C0					
TOTAL	0	38854	0	0	38854
TORONTO RPO U.O.TRPO-214 COLLEGE ST TORONTO ON M5T 3A0					
TOTAL	0	9	0	0	9
TORONTO RPO DUNDAS SPADINA280 SPADINA AVE TORONTO ON M5T 3B0					
TOTAL	0	0	0	0	0
TORONTO RPO KING ST WRPO-388 KING ST W TORONTO ON M5V 1K0					
TOTAL	0	11	0	0	11
TORONTO RPO QUEEN BEVERLY2-260 QUEEN ST W TORONTO ON M5V 1Z0					
TOTAL	0	4	0	0	4
TORONTO RPO QUEEN BATHURSTRPO-524 QUEEN ST W TORONTO ON M5V 2B0					
TOTAL	0	0	0	0	0
TORONTO RPO LIBERTY VILLAGE761 KING ST W TORONTO ON M5V 2K0					
TOTAL	0	1	0	0	1
TORONTO PO BRPO-119 SPADINA AVE TORONTO ON M5V 2L0					
TOTAL	0	0	0	0	0
TORONTO RPO QUEENS QUAY390 QUEENS QUAY W TORONTO ON M5V 3A0					
TOTAL	0	0	0	0	0
TORONTO STN A25 THE ESPLANADE TORONTO ON M5W 1A0					
TOTAL	0	0	0	0	0
TORONTO STN 1ST CAN PLACE1-100 KING ST W TORONTO ON M5X 1A0					
TOTAL	0	0	0	0	0
TORONTO RPO LAWRENCE PLAZA3110 BATHURST ST NORTH YORK ON M6A 1A0					
TOTAL	0	3	0	0	3
GRAND TOTAL	0	601631	0	0	601631

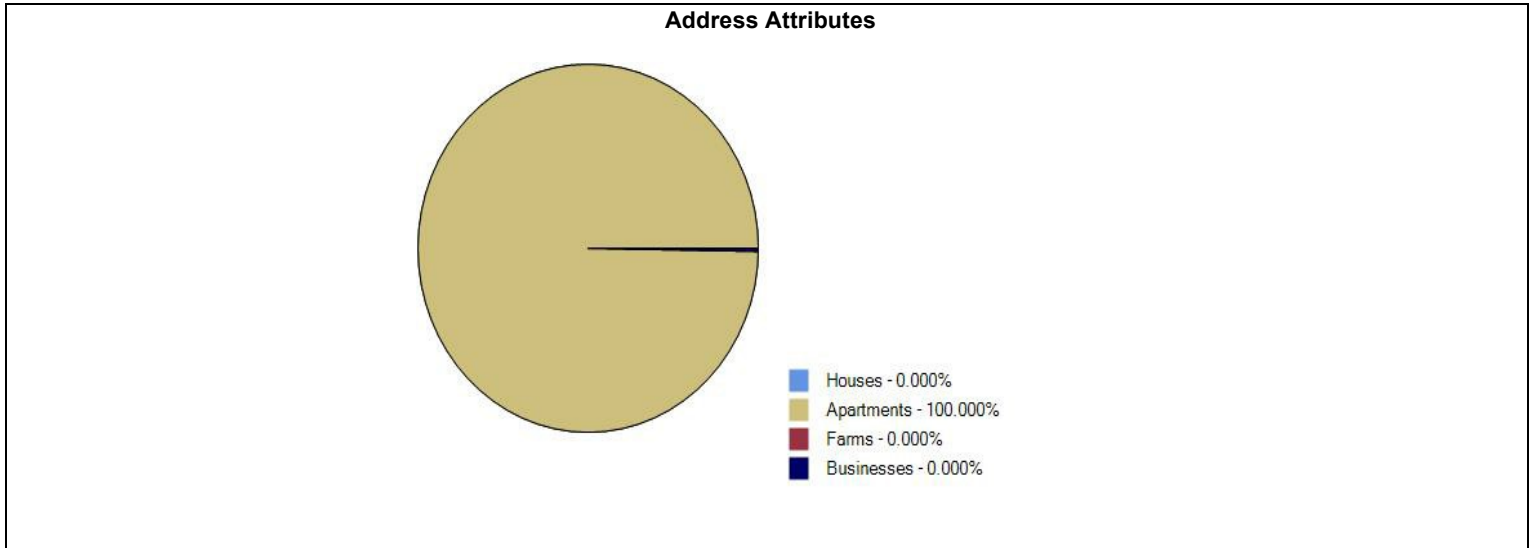
	HOUSES	APARTMENTS	FARMS	BUSINESSES	TOTAL POINTS OF CALL
NORTH YORK RPO DUFFERIN1-770 LAWRENCE AVE W NORTH YORK ON M6A 2T0					
TOTAL	0	6	0	0	6
NORTH YORK RPO YORKDALE MALLRPO-3401 DUFFERIN ST NORTH YORK ON M6A 2V0					
TOTAL	0	24	0	0	24
NORTH YORK RPO MARLEERPO-373 MARLEE AVE NORTH YORK ON M6B 1V0					
TOTAL	0	0	0	0	0
TORONTO STN T66 RAY AVE YORK ON M6B 3T0					
TOTAL	0	13332	0	0	13332
TORONTO RPO NORTOWN922 EGLINTON AVE W TORONTO ON M6C 2C0					
TOTAL	0	0	0	0	0
TORONTO RPO WEST SIDE2343 EGLINTON AVE W YORK ON M6E 2S0					
TOTAL	0	0	0	0	0
TORONTO STN L66 RAY AVE YORK ON M6E 2W0					
TOTAL	0	13074	0	0	13074
TORONTO RPO EGLINTON-DUFFRPO-1840 EGLINTON AVE W TORONTO ON M6E 3S0					
TOTAL	0	3	0	0	3
TORONTO RPO COLLEGE SQUARE1-725 COLLEGE ST TORONTO ON M6G 1C0					
TOTAL	0	2	0	0	2
TORONTO PO E875 BLOOR ST W TORONTO ON M6G 1M0					
TOTAL	0	8	0	0	8
TORONTO RPO BLOORCOURT998 BLOOR ST W TORONTO ON M6H 1L0					
TOTAL	0	23	0	0	23
TORONTO RPO GALLERIARPO-1245 DUPONT ST TORONTO ON M6H 2A0					
TOTAL	0	1	0	0	1
TORONTO LCD E66 RAY AVE YORK ON M6H 2X0					
TOTAL	0	7824	0	0	7824
TORONTO PO C119 OSSINGTON AVE TORONTO ON M6J 0A0					
TOTAL	0	10	0	0	10
TORONTO LCD C675 COMMISSIONERS ST TORONTO ON M6J 1J0					
TOTAL	0	26494	0	0	26494
TORONTO RPO DUNDAS DOVERCRTRPO-1260 DUNDAS ST W TORONTO ON M6J 1W0					
TOTAL	0	3	0	0	3
TORONTO RPO NORTH PARK1395 LAWRENCE AVE W TORONTO ON M6L 1A0					
GRAND TOTAL	0	601631	0	0	601631

	HOUSES	APARTMENTS	FARMS	BUSINESSES	TOTAL POINTS OF CALL
TOTAL	0	3	0	0	3
NORTH YORK STN W66 RAY AVE YORK ON M6M 2P0					
TOTAL	0	13089	0	0	13089
TORONTO RPO KEELERPO-620 KEELE ST TORONTO ON M6N 3E0					
TOTAL	0	0	0	0	0
YORK RPO JANE PARK PLAZARPO-873 JANE ST YORK ON M6N 4C0					
TOTAL	0	9	0	0	9
TORONTO RPO JUNCTION GDNS2938 DUNDAS ST W TORONTO ON M6P 1Y0					
TOTAL	0	15	0	0	15
TORONTO RPO HIGH PARKRPO-1938 BLOOR ST W TORONTO ON M6P 3K0					
TOTAL	0	5	0	0	5
TORONTO RPO DUNDAS ST2238 DUNDAS ST W TORONTO ON M6R 3A0					
TOTAL	0	0	0	0	0
TORONTO RPO RONCESVALLES137 RONCESVALLES AVE TORONTO ON M6R 3L0					
TOTAL	0	7	0	0	7
TORONTO LCD 3145 THE WEST MALL ETOBICOKE ON M6S 1P0					
TOTAL	0	13293	0	0	13293
TORONTO RPO BLOOR WEST2336 BLOOR ST W TORONTO ON M6S 1T0					
TOTAL	0	0	0	0	0
TORONTO STN PROVINCIAL GOVT2-969 EASTERN AVE TORONTO ON M7A 1A0					
TOTAL	0	0	0	0	0
TORONTO STN BRM B3-969 EASTERN AVE TORONTO ON M7Y 1A0					
TOTAL	0	0	0	0	0
ETOBICOKE RPO MIMICO2408 LAKE SHORE BLVD W ETOBICOKE ON M8V 1C0					
TOTAL	0	0	0	0	0
ETOBICOKE RPO LAKE SHORE VLG1-2850 LAKE SHORE BLVD W ETOBICOKE ON M8V 1H0					
TOTAL	0	0	0	0	0
ETOBICOKE STN N2-145 THE WEST MALL ETOBICOKE ON M8V 1J0					
TOTAL	0	16871	0	0	16871
ETOBICOKE RPO LONG BRANCH1-3701 LAKE SHORE BLVD W ETOBICOKE ON M8W 1P0					
TOTAL	0	0	0	0	0
ETOBICOKE RPO ROYAL YRK BLOOR1-3010 BLOOR ST W ETOBICOKE ON M8X 1C0					
TOTAL	0	0	0	0	0
GRAND TOTAL	0	601631	0	0	601631

	HOUSES	APARTMENTS	FARMS	BUSINESSES	TOTAL POINTS OF CALL
ETOBICOKE RPO THE QUEENSWAY736A THE QUEENSWAY ETOBICOKE ON M8Y 1L0					
TOTAL	0	42	0	0	42
ETOBICOKE RPO STONEGATE1-150 BERRY RD ETOBICOKE ON M8Y 1W0					
TOTAL	0	0	0	0	0
ETOBICOKE PO USTN-145 THE WEST MALL ETOBICOKE ON M8Z 1A0					
TOTAL	0	0	0	0	0
ETOBICOKE LCD U2-145 THE WEST MALL ETOBICOKE ON M8Z 1P0					
TOTAL	0	6528	0	0	6528
ETOBICOKE PO D145 THE WEST MALL ETOBICOKE ON M9A 1A0					
TOTAL	0	0	0	0	0
ETOBICOKE LCD D145 THE WEST MALL ETOBICOKE ON M9A 1B0					
TOTAL	0	17217	0	0	17217
ETOBICOKE RPO THORNCREST4-1500 ISLINGTON AVE ETOBICOKE ON M9A 3L0					
TOTAL	0	0	0	0	0
ETOBICOKE RPO HUMBERTOWN CTR70-270 THE KINGSWAY ETOBICOKE ON M9A 3T0					
TOTAL	0	3	0	0	3
ETOBICOKE RPO SIX POINTS PLAZ100-5230 DUNDAS ST W ETOBICOKE ON M9B 1L0					
TOTAL	0	1	0	0	1
ETOBICOKE RPO CLOVERDALE MALL174-250 THE EAST MALL ETOBICOKE ON M9B 3Y0					
TOTAL	0	0	0	0	0
ETOBICOKE RPO THE EAST MALL600 THE EAST MALL ETOBICOKE ON M9B 4B0					
TOTAL	0	0	0	0	0
ETOBICOKE RPO SHERWAY GARDENS RPO-25 THE WEST MALL ETOBICOKE ON M9C 1A0					
TOTAL	0	0	0	0	0
ETOBICOKE PO ESTN-145 THE WEST MALL ETOBICOKE ON M9C 1B0					
TOTAL	0	0	0	0	0
ETOBICOKE PO ASTN-145 THE WEST MALL ETOBICOKE ON M9C 1C0					
TOTAL	0	0	0	0	0
ETOBICOKE RPO BURNHAMTHORPERPO-666 BURNHAMTHORPE RD ETOBICOKE ON M9C 2X0					
TOTAL	0	3	0	0	3
ETOBICOKE LCD A2-145 THE WEST MALL ETOBICOKE ON M9C 2Y0					
TOTAL	0	7750	0	0	7750
TORONTO LCD WESTON B500 OAKDALE RD NORTH YORK ON M9L 1X0					
TOTAL	0	4041	0	0	4041
GRAND TOTAL	0	601631	0	0	601631

	HOUSES	APARTMENTS	FARMS	BUSINESSES	TOTAL POINTS OF CALL
NORTH YORK STN WESTON B1-19 TORYORK DR NORTH YORK ON M9L 1Y0					
TOTAL	0	0	0	0	0
TORONTO RPO FINCHDALE MALL2550 FINCH AVE W TORONTO ON M9M 2J0					
TOTAL	0	1	0	0	1
YORK RPO OLD WESTON1995 WESTON RD YORK ON M9N 1W0					
TOTAL	0	0	0	0	0
YORK STN WESTON A66 RAY AVE YORK ON M9N 1X0					
TOTAL	0	17703	0	0	17703
NORTH YORK RPO JANE TRETHEWEY1533 JANE ST NORTH YORK ON M9N 2R0					
TOTAL	0	1	0	0	1
ETOBICOKE RPO MARTINWAY PLAZA1-415 THE WESTWAY ETOBICOKE ON M9R 1H0					
TOTAL	0	0	0	0	0
ETOBICOKE RPO RICHVIEW1-250 WINCOTT DR ETOBICOKE ON M9R 2R0					
TOTAL	0	0	0	0	0
ETOBICOKE RPO WESTWAY CENTRE7-1735 KIPLING AVE ETOBICOKE ON M9R 2Y0					
TOTAL	0	15	0	0	15
ETOBICOKE RPO THISTLETOWNRPO-900 ALBION RD ETOBICOKE ON M9V 1A0					
TOTAL	0	0	0	0	0
ETOBICOKE RPO ALBION SHOPPERSRPO-1530 ALBION RD ETOBICOKE ON M9V 1B0					
TOTAL	0	25	0	0	25
ETOBICOKE STN C2110 KIPLING AVE ETOBICOKE ON M9V 1C0					
TOTAL	0	7067	0	0	7067
ETOBICOKE PO B2110 KIPLING AVE ETOBICOKE ON M9W 0A0					
TOTAL	0	0	0	0	0
ETOBICOKE RPO REXDALEA1-123 REXDALE BLVD ETOBICOKE ON M9W 1P0					
TOTAL	0	0	0	0	0
ETOBICOKE LCD B2110 KIPLING AVE ETOBICOKE ON M9W 4K0					
TOTAL	0	6055	0	0	6055
GRAND TOTAL	0	601631	0	0	601631

Below, you will find some insights to your trade area. The provided charts give a simple visual representation of some key characteristics of your target area in order to help you better understand the dynamics of your market.



This chart provides you with a breakdown of various delivery points within your trade area, based on your selected address attributes.

The majority of your area is characterized by:
Apartments

Did you know...

We can help you discover and harvest untapped market potential? We do so by generating a list of additional high value routes, typically located just outside your selected trade area, that meet or exceed your targeting criteria. To take advantage of this offering, simply accept our high value walk suggestions within the online application or request this feature when having an analysis run by our team of geospatial analysts.

Your Targeting Report

Powerful Data & Targeting

Looking for more ways to harvest the campaign-boosting powers of data and analytics? We have options...



It's time to be more direct. Reach more prospects with Canada Complete lists from Canada Post

Canada's best list just got even better. Our lists provide one of the largest reach in Canada, drawing from our mail delivery database of over 13 million residential addresses and close to a million business addresses. By customizing your mail with a name and/or an address you can provide an instant boost to open rates and responses. With our additional targeting filters, supplement your list by pinpointing specific audiences based on geographic, demographic, and lifestyle criteria that best match what your best prospects look like.

Why choose Canada Complete?

- We have more addresses than anyone else and with the best market penetration in the country
- Gain access to the most complete list that can provide nationwide access to apartments and suite numbers
- Validated addresses that you know are deliverable - save money by reducing returned mail
- Exclude existing customers by suppressing addresses you already have - only pay for the records you need
- Canada's best list for accessing Canadian New Movers - a segment that spends \$11B annually
- Enhance your list with a range of unique and exclusive targeting filters to reach your best audience

Ensure your mailing list is valid

Is bad address data hindering your campaign performance? Thanks to our **Smart Data Cleaner**, it doesn't have to. This easy-to-use online tool lets you clean and update your customer and prospect mailing lists. Not sure if your list needs a scrub? Get a free diagnostic first.

Reach people by name and boost response

Neighbourhood Mail™ is a powerful and effective marketing solution. To take your targeting to a whole new level use Canada Post Personalized Mail™, and reach Canadians by name and address at their place of residence or work. Studies have shown that 87% of Canadians are likely to read mail that is addressed to them personally, and that Personalized Mail™ garners three times as much attention as Neighbourhood Mail™.

Turn your customer data into actionable insight with our Advanced Analytics Services

Data is the fuel that drives campaign performance, but it can sometimes be a challenge to analyze and take action on it. That's where our dedicated team of analytics experts comes in. Through **penetration analysis, location intelligence, segmentation, modeling and profiling** they can help enhance your response potential by identifying your highest potential prospects.

Want to learn more about our powerful Data & Targeting Solutions?

Visit our website: www.canadapost.ca/datatargetingsolutions

email us at: data.targetingsolutions@canadapost.ca

If you wish to speak with one of our Data and Targeting specialists, call us at **1-877-281-4137**

1. **Address Attributes:** Describes the types of buildings present in your trade area, whether they are houses, apartments, farms, and/or businesses.
2. **All Points of Call:** The total number of physical locations (points of call) receiving your mailing on a given letter carrier's route, which can be houses, apartments, farms and/or businesses based on your selection criteria.
3. **Average Value:** The average value (%) of the chosen Statistics Canada demographic variables that can be associated with the letter carrier's route, which provides you with insight into your recipients.
4. **Cumulative Penetration:** The cumulative percentage of penetration associated with the letter carrier's routes based on the selected demographic variables.
5. **Cumulative Points of Call:** The cumulative point of call count associated with the letter carrier's routes, which has been calculated by adding the previous Delivery Mode rows in the report.
6. **Delivery Mode:** The area served by a letter carrier.
7. **Depot:** A postal facility established for the processing and delivery of mail. Example: Etobicoke, Ontario.
8. **Forward Sortation Area (FSA):** The first three characters (alpha-numeric-alpha) of a Postal Code ^{OM}, which represent a geographic area. Example: M9W
9. **Postal Station Summary:** This report indicates which postal stations are responsible for your targeted routes. The count of each point of call type (houses, apartments, farms, and/or businesses) is displayed for each depot. The total point of call count, listed at the end of the report, denotes the number of houses, apartments, farms, and/or businesses associated with each postal station.
10. **Route ID:** This represents the identifier assigned to each letter carrier's route. Its primary use is for the coordination of the mail delivery.
11. **Target Variables:** A report can have a minimum of one to a maximum of three Statistics Canada demographic variables selected. These variables are displayed in the value columns as a percentage (%) that can be associated with that entire Delivery Mode.
12. **Total Points of Call:** The total number of houses, apartments, farms, and/or businesses (based on your selection) associated with the depot in your Postal Station Summary. This number indicates how many pieces are required for each depot.
13. **Total:** This row represents the sum of each dwelling type (houses, apartments, farms, and/or businesses) within a depot.
14. **Valid for Mailings From:** Due to monthly route restructures, the results found within this report are valid between these dates. Mailing outside of these dates could cause delivery problems or pose a risk of non-delivery.
15. **Value1:** The percentage (%) of the Statistics Canada demographic variable that can be associated with that entire Delivery Mode. Example: Income \$100,000+